


**PRINCETON POLICE
DEPARTMENT
CHIEF'S MONTHLY REPORT**



**JUNE
2025**

TABLE OF CONTENTS

SAFE NEIGHBORHOOD BUREAU	1
DETECTIVE BUREAU	2
ARRESTS	3
POLICE CALLS FOR SERVICE	4
OFFENSES	5
NON-CRIMINAL INCIDENTS	6
SUMMONSES	7
PARKING VIOLATIONS	8
ORDINANCE VIOLATIONS	9
PATROL OVERTIME	10
DETECTIVE OVERTIME	11
GENDER/ETHNICITY REPORT	12
SUMMONS VS. WARNING BY RACE	13
MOTOR VEHICLE ACCIDENT STATISTICS	14
USE OF FORCE	15

Safe Neighborhood Bureau Monthly Report

June 2025

Activities to Note:

- ❖ Sgt. Navas hosted the Citizens' Academy graduation on June 5th.
- ❖ Sgt. Navas attended Squad 2's Community Policing Event at the Cherry Hill Nursery School.
- ❖ Sgt. Navas hosted a Station Tour for the Riverside School.
- ❖ Sgt. Navas, Cpl. Lattin, and Ptl. King assisted the Riverside school with a police escort for their Walk & Wheels event.
- ❖ Sgt. Navas attended the Riverside School's Bike Rodeo.
- ❖ Sgt. Navas conducted three Community Policing at businesses in the CBD.
- ❖ Sgt. Navas conducted a Police Officer background investigation.
- ❖ Lt. Thomas, Sgt. Strobel, Sgt. Navas, and Ptl. King assisted with traffic control for the Princeton Middle School Graduation.
- ❖ Sgt. Navas conducted 4 vacant house checks.
- ❖ Sgt. Navas assisted patrol with an arrest regarding a bank fraud case.
- ❖ Sgt. Navas assisted patrol with three calls for service on June 2nd.
- ❖ Ptl. King took two school crossings.

Princeton Police Department

Detective Bureau

Monthly Report – June 2025

Cases Assigned This Month	Open Investigations	Cases Closed This Month
42	8	16

Juvenile Report

Juvenile Petition	Station House Adjustment	Curb Side Warnings
0	0	0

Background Investigations

Solicitor	Dispatch	Parking Enf.	Megan's Law Registrations
2	0	0	0

Comparison

- June 2025: 42 cases assigned
- YTD 2025: 272 cases assigned
- June 2024: 34 cases assigned
- YTD: 2024: 369 cases assigned

Firearms

- June 2025: 10
- Total YTD 2025: 55
- Carry Permit June 2025: 0
- Carry Permit Total YTD 2025: 7
- June 2024: 6
- Total YTD 2024: 60
- Carry Permit June 2024: 0
- Carry Permit Total YTD 2024: 12

ARRESTS

	<u>Jan</u>	<u>Feb</u>	<u>Mar</u>	<u>Apr</u>	<u>May</u>	<u>Jun</u>	<u>Jul</u>	<u>Aug</u>	<u>Sep</u>	<u>Oct</u>	<u>Nov</u>	<u>Dec</u>	<u>YTD</u>
<u>2025</u>	12	11	10	11	14	11							69
<u>2024</u>	15	14	14	12	11	15	11	15	14	13	14	12	160
<u>2023</u>	11	11	16	16	13	15	17	17	8	8	9	9	150
<u>2022</u>	16	7	19	9	17	15	11	12	10	15	11	10	152
<u>2021</u>	5	9	4	4	4	6	8	11	11	11	17	10	100
<u>2020</u>	49	38	11	7	6	8	13	7	1	8	10	1	159
<u>2019</u>	33	20	35	33	25	26	32	30	33	30	27	30	354

POLICE CALLS FOR SERVICE

	<u>Jan</u>	<u>Feb</u>	<u>Mar</u>	<u>Apr</u>	<u>May</u>	<u>Jun</u>	<u>Jul</u>	<u>Aug</u>	<u>Sep</u>	<u>Oct</u>	<u>Nov</u>	<u>Dec</u>	<u>YTD</u>
<u>2025</u>	2,971	3,135	3,116	3,688	3,401	3,311							19,622
<u>2024</u>	3,410	3,153	3,355	3,986	4,310	3,785	3,413	3,385	3,349	3,438	2,945	2,777	41,306
<u>2023</u>	3,116	2,989	3,011	2,925	3,335	2,897	2,617	2,737	2,899	2,969	2,700	2,655	34,850
<u>2022</u>	2,696	2,709	3,029	3,069	3,197	3,186	2,710	2,612	2,999	3,399	2,914	2,768	35,288
<u>2021</u>	1,772	1,760	2,193	2,301	2,582	2,569	2,658	2,865	3,048	3,133	2,770	2,494	30,145
<u>2020</u>	4,163	4,388	2,627	1,753	1,773	2,063	2,229	2,358	2,059	2,502	1,971	1,870	29,756
<u>2019</u>	3,163	3,361	3,849	3,507	3,808	3,749	3,496	3,482	3,378	3,988	3,455	3,045	41,632

JUNE OFFENSES

	<u>June 2019</u>	<u>June 2020</u>	<u>June 2021</u>	<u>June 2022</u>	<u>June 2023</u>	<u>June 2024</u>	<u>June 2025</u>	<u>YTD 2025</u>
Assault/Aggravated	2	0	0	0	1	0	2	5
Assault/Simple	2	4	2	2	3	4	2	12
Burglary	2	0	2	2	1	2	0	9
Burglary to Vehicle	2	0	1	1	3	0	8	12
Criminal Mischief	7	4	8	6	5	7	4	42
CDS Possession – Marijuana	2	0	0	1	0	0	0	0
CDS Possession – Heroin	0	0	0	0	0	0	0	0
DUI	3	1	0	4	5	2	5	17
Robbery	0	0	1	0	0	2	0	0
Sexual Assault	0	0	0	0	0	1	0	3
Theft	9	10	8	14	20	16	16	69
TOTAL	29	19	22	30	38	34	37	169

JUNE NON-CRIMINAL INCIDENTS

NON-CRIMINAL INCIDENTS	<u>June</u> <u>2019</u>	<u>June</u> <u>2020</u>	<u>June</u> <u>2021</u>	<u>June</u> <u>2022</u>	<u>June</u> <u>2023</u>	<u>June</u> <u>2024</u>	<u>June</u> <u>2025</u>	<u>YTD</u> <u>2025</u>
Alarms Auto	0	0	2	0	2	0	0	0
Alarms Burglar	1	1	0	0	0	0	2	2
Alarms Commercial Burglar	34	24	23	64	29	25	39	123
Alarms Commercial Fire	22	21	22	22	27	25	45	176
Alarms Fire	2	0	4	2	3	2	1	5
Alarms Medical	11	4	13	7	14	9	17	77
Alarms Other	2	2	5	3	4	7	6	31
Alarms Panic	8	3	2	5	2	8	4	15
Alarms Residential Burglar	65	26	46	33	49	50	51	241
Alarms Residential Fire	19	10	21	18	14	36	23	115
Animal Complaints	65	30	39	33	38	33	24	113
Emotionally Disturbed Person	10	13	6	23	25	21	11	84
Fire (Other) Gas, Odor of Smoke	4	6	9	7	8	20	23	112
Fire Commercial	1	0	1	0	0	0	1	2
Fire Dwelling	0	0	0	0	0	0	0	3
Fire Vehicle	0	0	0	1	0	0	0	6
Firearms Applicant	3	10	7	10	3	6	9	47
Foot Patrol	105	101	86	101	56	51	89	576
Medical Call	186	108	148	143	144	164	161	1143
Missing Person	2	7	0	5	4	3	6	16
Motor Vehicle Stop	825	24	128	471	486	520	409	2880
MVC Involving Injury	21	4	7	10	6	8	11	53
MVC No Injury	65	27	46	37	43	57	52	293
MVC No Report	8	3	5	4	5	4	12	47
MVC With Bicycle	0	0	1	0	0	2	2	8
MVC With Deer	3	0	3	1	2	3	4	12
MVC With Pedestrian	3	1	0	0	0	1	3	13
Noise Complaint	22	27	17	41	22	34	19	89
School Crossing	101	0	115	57	92	6	10	110
School Detail	28	0	9	107	1	35	21	215
Urinating in Public	10	0	0	0	2	0	0	2
Non-Criminal – TOTAL	1,625	452	765	1,205	1,081	1130	1055	6609

JUNE SUMMONSES

<u>SUMMONS TYPE</u>	<u>June 2019</u>	<u>June 2020</u>	<u>June 2021</u>	<u>June 2022</u>	<u>June 2023</u>	<u>June 2024</u>	<u>June 2025</u>	<u>YTD 2025</u>
All Other (ordinances/moving)	203	24	30	92	106	108	80	616
Careless Driving	43	14	28	28	25	31	37	174
Cell Phone	9	0	1	7	4	4	1	32
Driving While Intoxicated	3	1	0	4	5	2	5	17
Driving While Suspended	26	2	2	7	11	12	14	66
Failure to Exhibit Documents	11	1	0	11	16	6	9	46
Failure to Inspect	11	0	0	7	13	12	6	62
Failure to Wear Seatbelt	20	0	2	0	4	2	0	13
Failure to Yield to Pedestrian in Crosswalk	8	0	0	5	0	2	1	7
Maintenance of Lamps	12	1	0	2	1	6	3	39
Speeding	200	4	27	29	48	57	20	171
Uninsured Motorist	2	1	0	12	6	6	4	32
Unlicensed Driver	15	1	7	6	3	10	5	46
Unregistered Vehicle	55	1	5	43	32	54	41	251
Total Summonses	618	50	100	253	274	312	226	1572

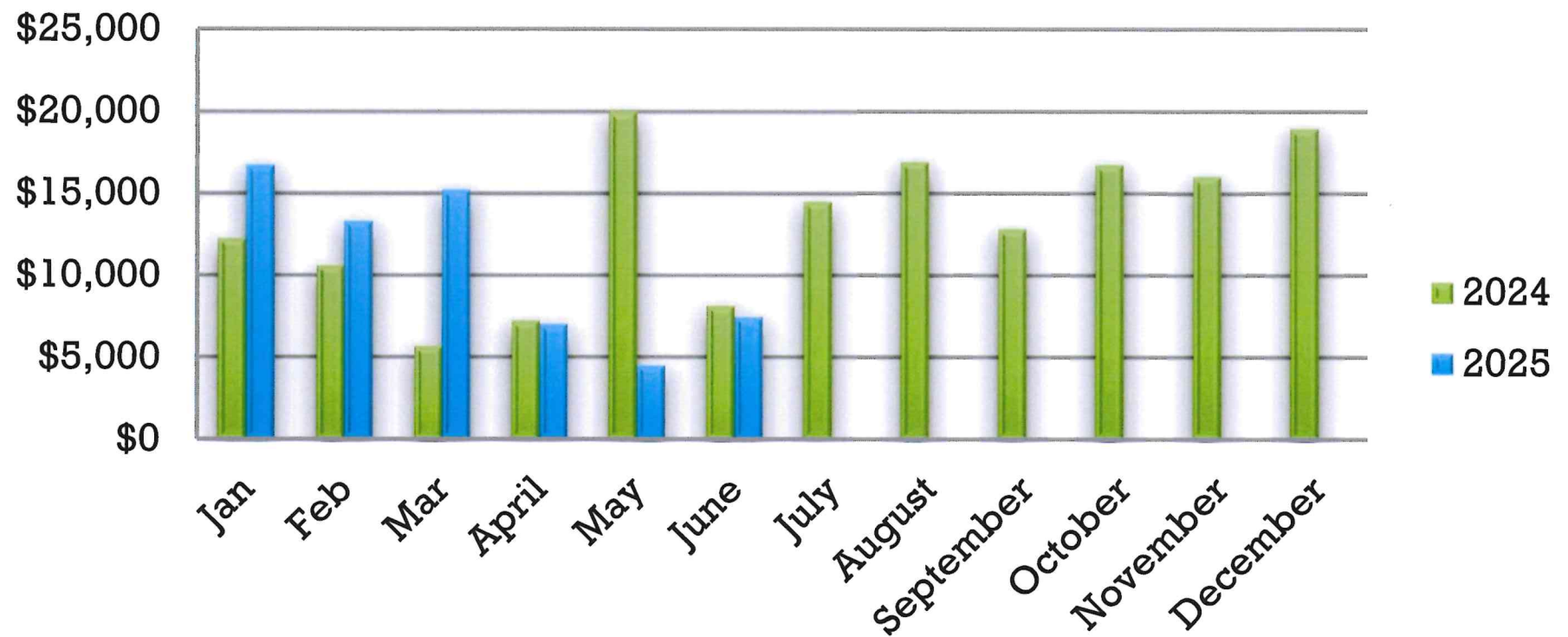
JUNE PARKING VIOLATIONS

<u>PARKING ORDINANCE</u>	<u>June 2019</u>	<u>June 2020</u>	<u>June 2021</u>	<u>June 2022</u>	<u>June 2023</u>	<u>June 2024</u>	<u>June 2025</u>	<u>YTD 2025</u>
Bus Zone	1	0	1	0	0	3	0	2
Loading Zone	36	0	76	72	89	84	83	483
Parking Within Designated Parking Stalls	17	0	4	20	13	11	16	183
No Parking Zones/Anytime	41	1	33	41	41	39	73	476
Park Between 2AM & 6AM 1hr Limit	238	0	0	0	277	169	86	558
Parking Limit 2 hrs. Between 8AM & 6PM	7	0	116	56	11	72	2	133
Park Between 2AM & 6AM in Municipal Yard	0	0	0	0	0	2	0	29
Meters	1523	0	835	1856	1211	314	1434	7817
Meter Feeding	0	0	0	3	0	3	0	0
Parking in Handicap Space	1	0	3	2	2	0	2	18
All Others	110	2	101	85	43	100	98	671
Total - Parking Violations	1,974	3	1169	2135	1687	797	1794	10,370

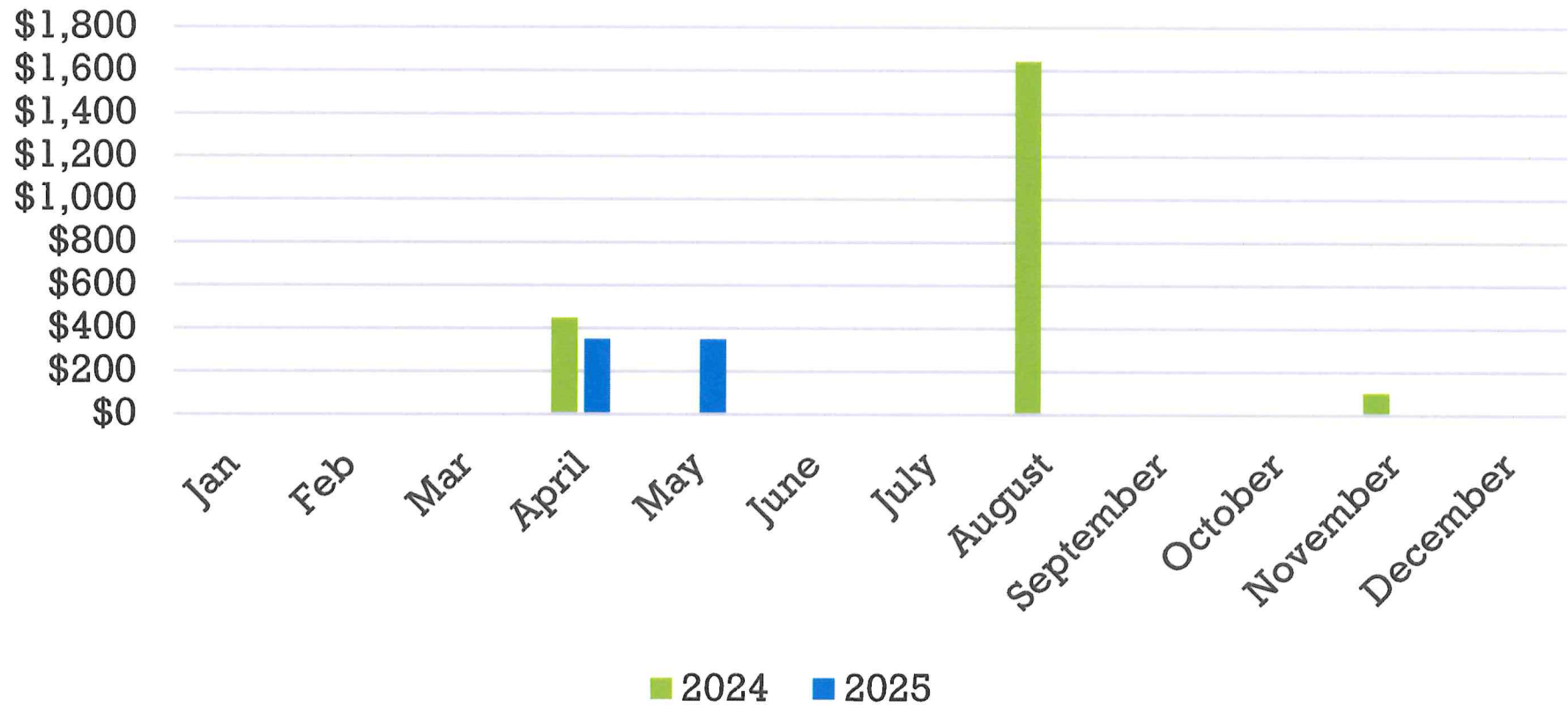
JUNE ORDINANCE VIOLATIONS

<u>ORDINANCE VIOLATION</u>	<u>June 2019</u>	<u>June 2020</u>	<u>June 2021</u>	<u>June 2022</u>	<u>June 2023</u>	<u>June 2024</u>	<u>June 2025</u>	<u>YTD 2025</u>
Bicycles/Skateboards Prohibited	0	0	0	0	0	0	5	5
Consumption of Alcohol in Park	0	0	0	0	0	0	0	0
Construction After Hours	0	0	0	0	0	0	0	0
Disorderly Conduct	0	0	0	0	0	0	0	0
Disregard of Road Closure	18	0	0	0	0	0	0	0
Dog Without a Leash	0	0	0	0	0	0	0	0
False Alarm – 2nd Offense	17	0	4	1	1	0	0	5
False Alarm – 3rd Offense	4	0	2	0	0	0	0	0
False Alarm – 4th Offense	4	0	0	0	0	0	0	0
Failure to Register Alarm	1	0	2	4	1	1	1	3
Failure to Remove Snow	0	0	0	0	0	0	0	0
Idling Vehicle	0	0	0	0	0	0	0	0
In Park After Hours	2	0	1	0	0	0	0	0
Left Turn Prohibited	0	0	0	0	0	0	0	0
Littering	0	0	0	0	0	0	0	0
Noise Complaint	2	0	0	0	0	0	0	0
No U-turn	0	0	0	0	0	0	0	0
Open Container	0	0	0	0	2	0	3	10
Other	0	0	0	0	0	0	0	4
Overweight Vehicle	24	1	1	3	0	2	0	2
Urinating in Public	10	0	0	0	0	0	0	0
TOTAL	82	1	10	8	4	3	9	29

Patrol Overtime



Detective Overtime





Princeton Police Department

1 Valley Road, Princeton, NJ 08540

Phone: 609-921-2100 Fax: 609-924-8197 Mun. Code: 1110

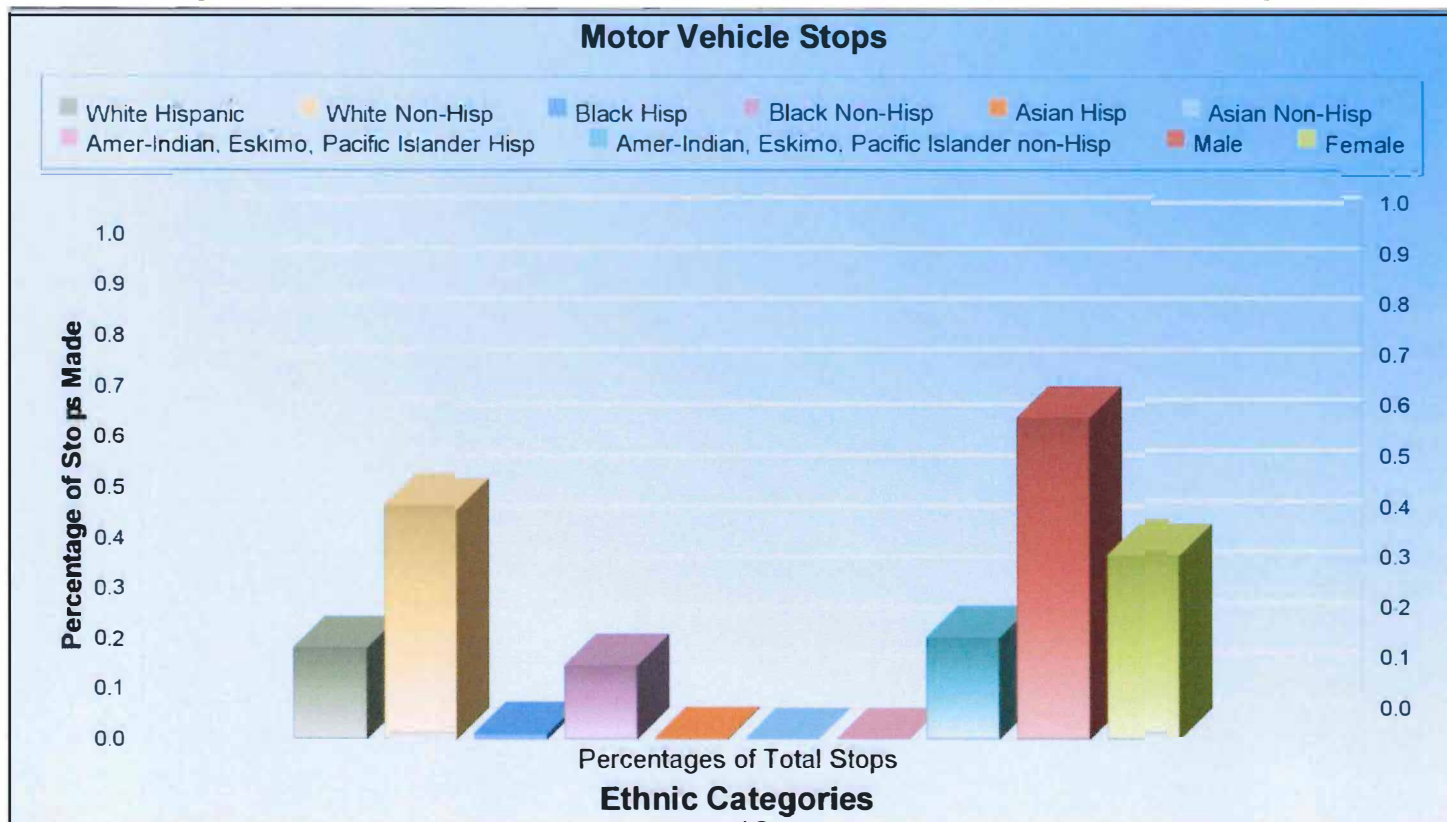
Gender & Ethnicity Report - MV Stops

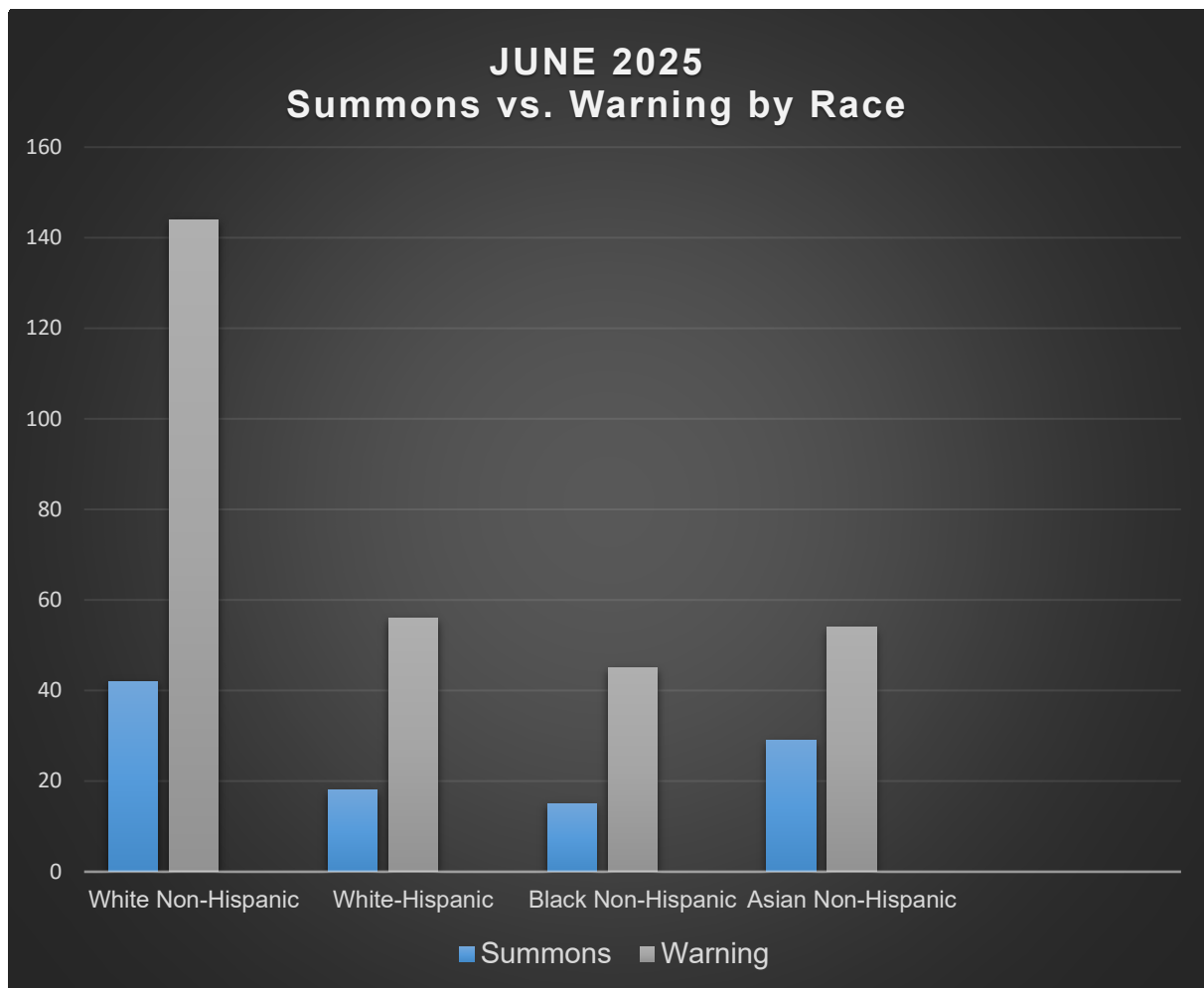
Total MV Stops: 409



Gender / Ethnic breakdown shown in percentages of overall number of MV Stops

Race Code	Total #	Percentage
White Hisp.	74	18.09%
White Non Hisp.	186	45.48%
Black Hisp.	5	1.22%
Black Non-Hisp.	60	14.67%
Native Amer/Eskimo Hisp.	1	0.24%
Native Amer/Eskimo Non-Hisp.	0	0.00%
Asian Hisp.	0	0.00%
Asian Non-Hisp	83	20.29%
Male	260	63.57%
Female	149	36.43%





Native American or Eskimo – a person having origins in any of the original peoples of the Americas and maintaining cultural identification through tribal affiliations or community recognition.

Asian or Pacific Islander – a person having origins in any of the original peoples of the Far East, Southeast Asia, the Indian subcontinent or the Pacific Islands.

Black – a person having origins in any of the black racial groups of Africa

White – a person having origins in any of the original peoples of Europe, North Africa, or Middle East

PRINCETON POLICE DEPARTMENT
JUNE YEAR-TO-DATE (2020 to 2025) MVC Report

	2020	2021	2022	2023	2024	2025		2020	2021	2022	2023	2024	2025
<u>VEHICLES INVOLVED</u>	397	461	505	625	638	640	<u>ROAD CONDITIONS</u>						
							Dry:	171	220	236	292	286	292
<u>INJURIES INVOLVED</u>	47	44	39	62	51	60	Wet:	43	24	38	45	49	37
							Snow:	4	14	4	0	11	14
<u>CRASHES WITH INJURIES</u>	37	37	35	45	43	54	Ice:	1	1	8	1	4	3
							Other:	0	0	1	0	0	0
<u>PROPERTY DAMAGE CRASHES</u>	29	35	36	46	25	31	<u>TOTAL:</u>	219	259	287	338	350	346
							<u>CRASHES INVOLVING DEER</u>	16	15	12	9	14	12
							<u>SUMMONS ISSUED</u>	181	192	292	21	300	318
<u>DAYLIGHT/DARKNESS</u>							<u>CRASHES INVOLVING PEDESTRIANS</u>						
Daylight:	170	213	220	280	298	282	Injury:	5	9	5	2	9	13
Darkness:	49	46	67	58	52	64	Non-Injury:	0	0	0	1	0	1
Unknown:	0	0	0	0	0	0	Fatal:	0	0	0	0	0	0
<u>TOTAL:</u>	219	259	287	338	350	346	Other:	0	0	0	0	0	0
<u>NUMBER OF CRASHES BY DAY</u>							<u>CRASHES INVOLVING BICYCLISTS</u>						
Unknown:	0	0	0	0	0	0	Injury:	4	1	2	6	5	6
Monday:	28	35	33	55	38	61	Non-Injury:	0	0	0	0	2	0
Tuesday:	36	50	51	57	63	64	Fatal:	0	0	0	0	0	0
Wednesday:	39	35	49	42	61	46	Other:	0	0	0	0	0	0
Thursday:	32	34	47	69	71	49							
Friday:	37	42	51	67	54	69	<u>CRASHES INVOLVING MOTORCYCLES</u>						
Saturday:	31	38	35	18	34	38	Injury:	0	0	1	2	0	3
Sunday:	16	25	21	30	29	19	Non-Injury:	0	0	0	0	0	0
<u>TOTAL:</u>	219	259	287	338	350	346	Fatal:	0	0	0	0	0	0
							Other:	0	0	0	0	0	0
<u>TIMES OF DAY</u>													
0001 - 0100:	2	0	4	1	6	1	<u>FATAL CRASHES</u>	0	0	0	0	0	1
0101 - 0200:	0	3	3	0	2	2							
0201 - 0300:	1	0	5	2	2	1							
0301 - 0400:	0	0	0	0	1	0							
0401 - 0500:	1	0	0	1	1	2	<u>PRIVATE PROPERTY LOCATIONS</u>	26	29	51	26	26	3
0501 - 0600:	1	0	2	3	4	4							
0601 - 0700:	6	1	4	6	5	3	<u>WEATHER CONDITIONS</u>						
0701 - 0800:	17	11	16	13	17	14	Overcast:	2	38	3	0	2	1
0801 - 0900:	19	10	17	24	27	23	Snow:	4	13	10	2	13	14
0901 - 1000:	11	15	12	18	24	15	Rain:	23	12	21	30	30	23
1001 - 1100:	11	14	20	13	26	15	Clear:	190	196	253	306	305	308
1101 - 1200:	21	25	17	19	20	20	<u>TOTAL:</u>	219	259	287	338	350	346
1201 - 1300:	16	25	16	24	22	33							
1301 - 1400:	19	28	20	23	30	32							
1401 - 1500:	14	26	19	32	27	24							
1501 - 1600:	20	19	37	32	34	33							
1601 - 1700:	10	19	18	36	30	30							
1701 - 1800:	17	20	23	32	21	35							
1801 - 1900:	9	14	13	14	15	21							
1901 - 2000:	9	9	17	21	13	14							
2001 - 2100:	4	9	8	9	10	9							
2101 - 2200:	4	4	8	5	6	8							
2201 - 2300:	2	5	5	5	5	6							
2301 - 2400:	5	2	3	5	2	1							
Unknown:	0	0	0	0	0	0							
<u>TOTAL:</u>	219	259	287	338	350	346							

USE OF FORCE

2025

	<u>Jan</u>	<u>Feb</u>	<u>Mar</u>	<u>Apr</u>	<u>May</u>	<u>Jun</u>	<u>Jul</u>	<u>Aug</u>	<u>Sep</u>	<u>Oct</u>	<u>Nov</u>	<u>Dec</u>	<u>Total</u>
Total Number of Use of Force Incidents	1	0	1	0	0	0							2
Persons against whom force was used	1	0	1	0	0	0							2
Total Number Officer use of Physical Force	4	0	3	0	0	0							7
Total Number Officer use of Mechanical Force	0	0	0	0	0	0							0
Total Officer Show of Force	2	0	0	0	0	0							2
Total Officer use of Deadly Force	0	0	0	0	0	0							0

January	25-00202 (UOF), 25-00466 (SOF)
February	-
March	25-06664 (UOF)
April	-
May	-
June	-
July	
August	
September	
October	
November	
December	

(These totals do not reflect the NJSP NIBRS criteria, totals are Princeton Police policy totals only.)