


**PRINCETON POLICE
DEPARTMENT
CHIEF'S MONTHLY REPORT**



**AUGUST
2025**

TABLE OF CONTENTS

SAFE NEIGHBORHOOD BUREAU	1
DETECTIVE BUREAU	2
ARRESTS	3
POLICE CALLS FOR SERVICE	4
OFFENSES	5
NON-CRIMINAL INCIDENTS	6
SUMMONSES	7
PARKING VIOLATIONS	8
ORDINANCE VIOLATIONS	9
PATROL OVERTIME	10
DETECTIVE OVERTIME	11
GENDER/ETHNICITY REPORT	12
SUMMONS VS. WARNING BY RACE	13
MOTOR VEHICLE ACCIDENT STATISTICS	14
USE OF FORCE	15

Safe Neighborhood Bureau Monthly Report
August 2025

Activities to Note:

- ❖ Sgt. Navas and Ptl. King handled Municipal Court for the month of August.
- ❖ Sgt. Navas tested the court panic alarms.
- ❖ Sgt. Navas conducted two vacant house checks.
- ❖ Sgt. Navas conducted a Station Tour for two adults and three children.
- ❖ The Safe Neighborhood Bureau hosted its annual Community Night Out event.

Princeton Police Department
Detective Bureau
Monthly Report –August 2025

Cases Assigned This Month	Open Investigations	Cases Closed This Month
42	13	29

Juvenile Report

Juvenile Petition	Station House Adjustment	Curb Side Warnings
0	0	0

Background Investigations

Solicitor	Firearms	PFARS	Dispatch	Megan's Law Registrations
0	3	0	5	0

Comparison

- August 2025: 42 cases assigned August. 2024: 31 cases assigned
- YTD 2025: 342 cases assigned YTD: 2024: 435 cases assigned

Firearms

- August 2025: 3 August 2024: 10
- Total YTD 2025: 60 Total YTD 2024: 64
- Carry Permit August 2025: 0 Carry Permit August 2024: 0
- Carry Permit Total YTD 2025: 7 Carry Permit Total YTD 2024: 13

ARRESTS

	<u>Jan</u>	<u>Feb</u>	<u>Mar</u>	<u>Apr</u>	<u>May</u>	<u>Jun</u>	<u>Jul</u>	<u>Aug</u>	<u>Sep</u>	<u>Oct</u>	<u>Nov</u>	<u>Dec</u>	<u>YTD</u>
<u>2025</u>	12	11	10	11	14	11	20	11					100
<u>2024</u>	15	14	14	12	11	15	11	15	14	13	14	12	160
<u>2023</u>	11	11	16	16	13	15	17	17	8	8	9	9	150
<u>2022</u>	16	7	19	9	17	15	11	12	10	15	11	10	152
<u>2021</u>	5	9	4	4	4	6	8	11	11	11	17	10	100
<u>2020</u>	49	38	11	7	6	8	13	7	1	8	10	1	159
<u>2019</u>	33	20	35	33	25	26	32	30	33	30	27	30	354

POLICE CALLS FOR SERVICE

	<u>Jan</u>	<u>Feb</u>	<u>Mar</u>	<u>Apr</u>	<u>May</u>	<u>Jun</u>	<u>Jul</u>	<u>Aug</u>	<u>Sep</u>	<u>Oct</u>	<u>Nov</u>	<u>Dec</u>	<u>YTD</u>
<u>2025</u>	2,971	3,135	3,116	3,688	3,401	3,311	3,285	3,130					26,037
<u>2024</u>	3,410	3,153	3,355	3,986	4,310	3,785	3,413	3,385	3,349	3,438	2,945	2,777	41,306
<u>2023</u>	3,116	2,989	3,011	2,925	3,335	2,897	2,617	2,737	2,899	2,969	2,700	2,655	34,850
<u>2022</u>	2,696	2,709	3,029	3,069	3,197	3,186	2,710	2,612	2,999	3,399	2,914	2,768	35,288
<u>2021</u>	1,772	1,760	2,193	2,301	2,582	2,569	2,658	2,865	3,048	3,133	2,770	2,494	30,145
<u>2020</u>	4,163	4,388	2,627	1,753	1,773	2,063	2,229	2,358	2,059	2,502	1,971	1,870	29,756
<u>2019</u>	3,163	3,361	3,849	3,507	3,808	3,749	3,496	3,482	3,378	3,988	3,455	3,045	41,632

AUGUST OFFENSES

<u>0</u>	<u>August</u> <u>2019</u>	<u>August</u> <u>2020</u>	<u>August</u> <u>2021</u>	<u>August</u> <u>2022</u>	<u>August</u> <u>2023</u>	<u>August</u> <u>2024</u>	<u>August</u> <u>2025</u>	<u>YTD</u> <u>2025</u>
Assault/Aggravated	1	0	0	0	0	1	0	5
Assault/Simple	7	2	10	4	4	3	1	17
Burglary	2	1	1	1	3	4	1	11
Burglary to Vehicle	5	2	2	4	4	2	1	15
Criminal Mischief	10	8	0	3	5	5	9	55
CDS Possession – Marijuana	10	2	0	0	0	0	0	1
CDS Possession – Heroin	0	0	0	0	0	0	2	2
DUI	0	1	2	2	3	4	5	27
Robbery	0	0	2	0	0	0	1	1
Sexual Assault	0	0	0	0	0	0	0	3
Theft	19	12	36	16	17	14	15	95
TOTAL	49	30	53	30	36	33	35	232

AUGUST NON-CRIMINAL INCIDENTS

<u>NON-CRIMINAL INCIDENTS</u>	<u>August 2019</u>	<u>August 2020</u>	<u>August 2021</u>	<u>August 2022</u>	<u>August 2023</u>	<u>August 2024</u>	<u>August 2025</u>	<u>YTD 2025</u>
Alarms Auto	0	0	0	0	2	0	1	1
Alarms Burglar	2	2	0	0	0	0	0	3
Alarms Commercial Burglar	23	33	18	23	23	14	21	168
Alarms Commercial Fire	22	28	24	32	30	44	29	230
Alarms Fire	3	8	6	2	2	1	0	5
Alarms Medical	15	15	14	8	6	9	11	102
Alarms Other	2	4	2	3	5	2	3	38
Alarms Panic	8	8	5	6	0	5	5	24
Alarms Residential Burglar	58	52	39	51	42	55	41	326
Alarms Residential Fire	21	20	11	17	21	23	28	169
Animal Complaints	36	33	49	72	24	22	28	165
Emotionally Disturbed Person	13	14	13	8	17	17	14	121
Fire (Other) Gas, Odor of Smoke	10	19	9	9	10	9	6	126
Fire Commercial	1	0	1	0	0	0	0	4
Fire Dwelling	0	1	0	0	0	0	0	3
Fire Vehicle	0	1	0	0	1	0	0	6
Firearms Applicant	4	24	13	16	3	10	5	53
Foot Patrol	80	97	79	75	70	30	77	729
Medical Call	150	127	145	170	185	153	164	1469
Missing Person	2	3	1	3	12	1	3	23
Motor Vehicle Stop	866	33	354	379	416	574	488	3843
MVC Involving Injury	13	5	8	10	8	9	6	62
MVC No Injury	56	32	29	44	51	43	45	386
MVC No Report	6	3	8	6	6	9	7	58
MVC With Bicycle	1	0	1	0	0	1	1	9
MVC With Deer	2	0	1	1	0	0	2	15
MVC With Pedestrian	0	1	2	0	1	0	3	16
Noise Complaint	15	31	30	25	29	21	20	129
School Crossing	0	0	0	0	0	0	0	110
School Detail	0	0	0	0	0	0	0	215
Urinating in Public	3	0	1	0	0	1	1	3
Non-Criminal – TOTAL	1,412	594	863	960	964	1053	1009	8612

AUGUST SUMMONSES

<u>SUMMONS TYPE</u>	<u>August 2019</u>	<u>August 2020</u>	<u>August 2021</u>	<u>August 2022</u>	<u>August 2023</u>	<u>August 2024</u>	<u>August 2025</u>	<u>YTD 2025</u>
All Other (ordinances/moving)	180	22	50	42	63	107	96	819
Careless Driving	26	15	22	28	33	25	29	231
Cell Phone	9	0	6	5	6	1	1	36
Driving While Intoxicated	0	1	2	2	3	4	5	27
Driving While Suspended	40	3	9	7	18	8	7	87
Failure to Exhibit Documents	13	0	8	3	7	17	9	67
Failure to Inspect	11	0	3	5	14	11	0	69
Failure to Wear Seatbelt	9	0	4	3	4	3	1	15
Failure to Yield to Pedestrian in Crosswalk	14	1	8	1	2	0	4	12
Maintenance of Lamps	10	0	1	4	5	1	2	48
Speeding	134	1	85	38	29	58	30	227
Uninsured Motorist	5	0	2	2	7	5	1	41
Unlicensed Driver	20	2	2	10	8	10	4	58
Unregistered Vehicle	60	2	18	27	30	56	26	320
Total Summonses	531	47	220	177	229	306	215	2057

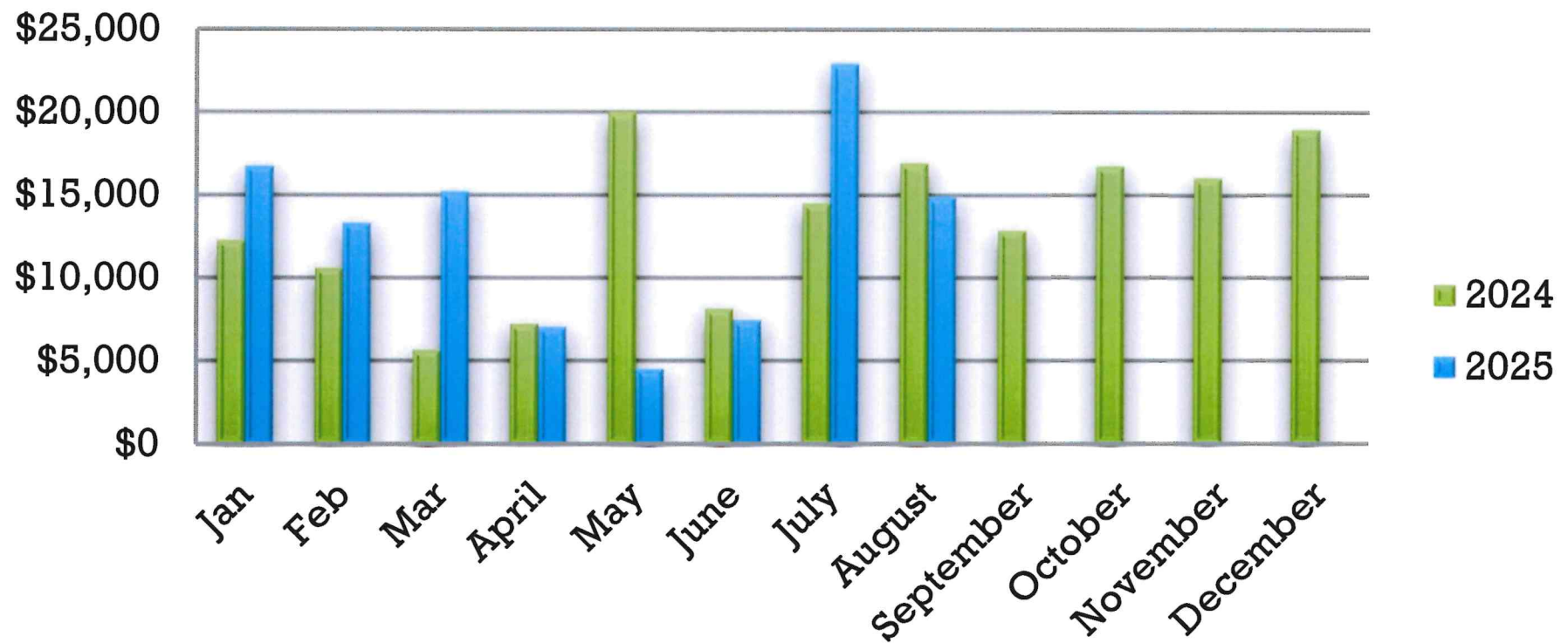
AUGUST PARKING VIOLATIONS

<u>PARKING ORDINANCE</u>	<u>August 2019</u>	<u>August 2020</u>	<u>August 2021</u>	<u>August 2022</u>	<u>August 2023</u>	<u>August 2024</u>	<u>August 2025</u>	<u>YTD 2025</u>
Bus Zone	1	0	0	1	0	0	4	9
Loading Zone	22	34	26	41	31	67	103	722
Parking Within Designated Parking Stalls	14	10	11	20	9	15	9	208
No Parking Zones/Anytime	21	12	28	54	40	42	121	689
Park Between 2AM & 6AM 1hr Limit	190	0	0	0	245	175	75	703
Parking Limit 2 hrs. Between 8AM & 6PM	92	0	24	81	50	22	10	170
Park Between 2AM & 6AM in Municipal Yard	0	0	1	0	1	0	0	29
Meters	1,115	1,055	1,791	2087	1265	865	1336	10,744
Meter Feeding	3	0	0	13	1	0	0	0
Parking in Handicap Space	1	0	0	0	1	0	3	23
All Others	53	16	75	85	92	42	49	812
Total - Parking Violations	1,512	1,127	1,956	2382	1735	1228	1710	14,109

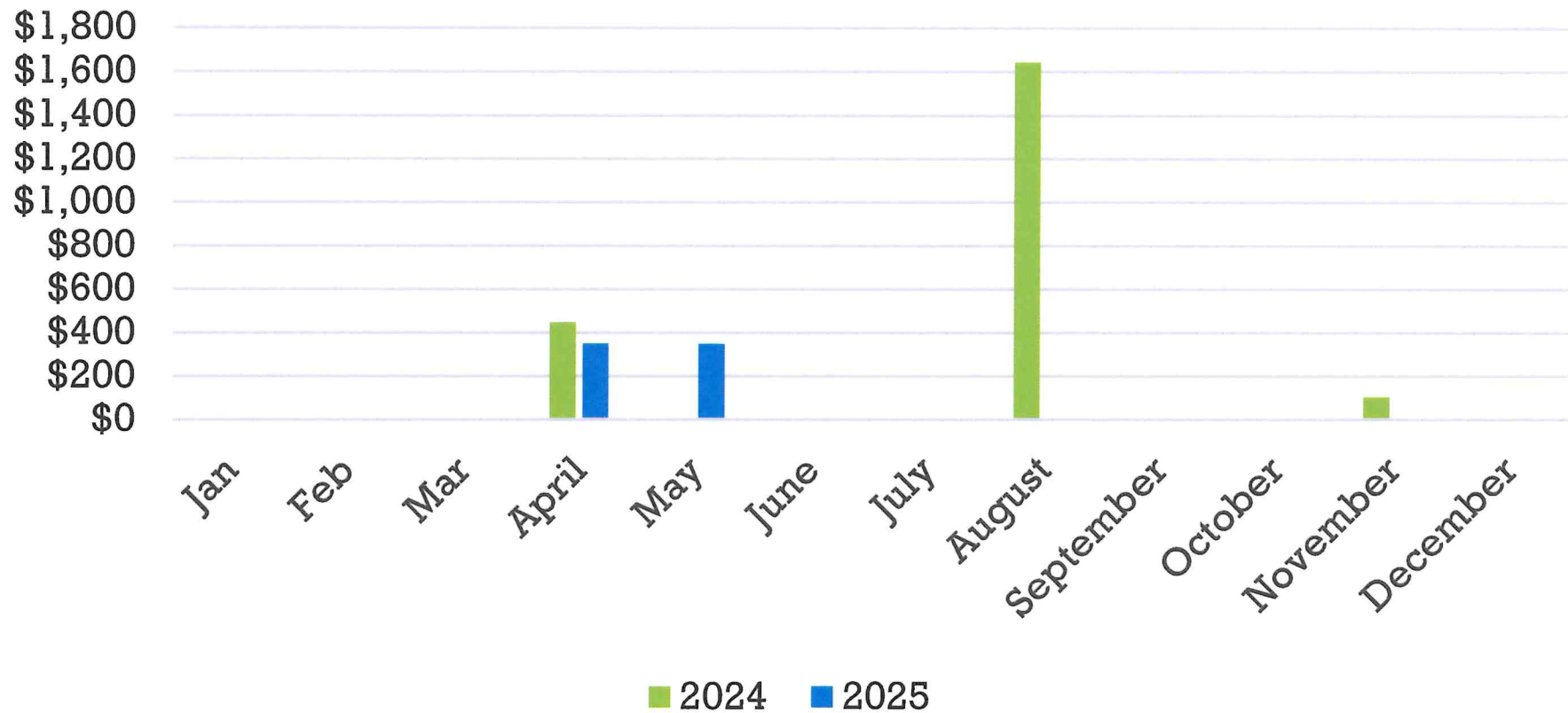
AUGUST ORDINANCE VIOLATIONS

<u>ORDINANCE VIOLATION</u>	<u>August 2019</u>	<u>August 2020</u>	<u>August 2021</u>	<u>August 2022</u>	<u>August 2023</u>	<u>August 2024</u>	<u>August 2025</u>	<u>YTD 2025</u>
Bicycles/Skateboards Prohibited	0	0	0	0	0	0	0	5
Consumption of Alcohol in Park	0	0	0	0	0	0	0	0
Construction After Hours	0	0	0	0	0	0	0	0
Disorderly Conduct	0	0	0	0	0	0	1	1
Disregard of Road Closure	1	0	0	0	0	0	0	0
Dog Without a Leash	0	0	0	0	0	0	0	0
False Alarm – 2nd Offense	13	3	1	0	3	6	1	7
False Alarm – 3rd Offense	6	1	1	0	1	0	1	1
False Alarm – 4th Offense	0	0	0	0	0	0	0	0
Failure to Register Alarm	1	2	0	0	0	1	0	4
Failure to Remove Snow	0	0	0	0	0	0	0	0
Idling Vehicle	0	0	0	0	0	0	0	0
In Park After Hours	2	0	0	0	0	0	1	1
Left Turn Prohibited	0	0	0	0	0	0	0	2
Littering	1	0	0	0	1	0	0	0
Noise Complaint	1	0	0	0	0	0	0	0
No U-turn	0	0	0	0	0	0	0	0
Open Container	0	1	1	0	0	3	0	10
Other	1	0	0	0	0	0	0	5
Overweight Vehicle	18	0	2	4	0	2	2	4
Urinating in Public	3	0	1	0	1	1	1	1
TOTAL	47	7	6	4	6	13	7	41

Patrol Overtime



Detective Overtime





Princeton Police Department

1 Valley Road, Princeton, NJ 08540

Phone: 609-921-2100 Fax: 609-924-8197 Mun. Code: 1110

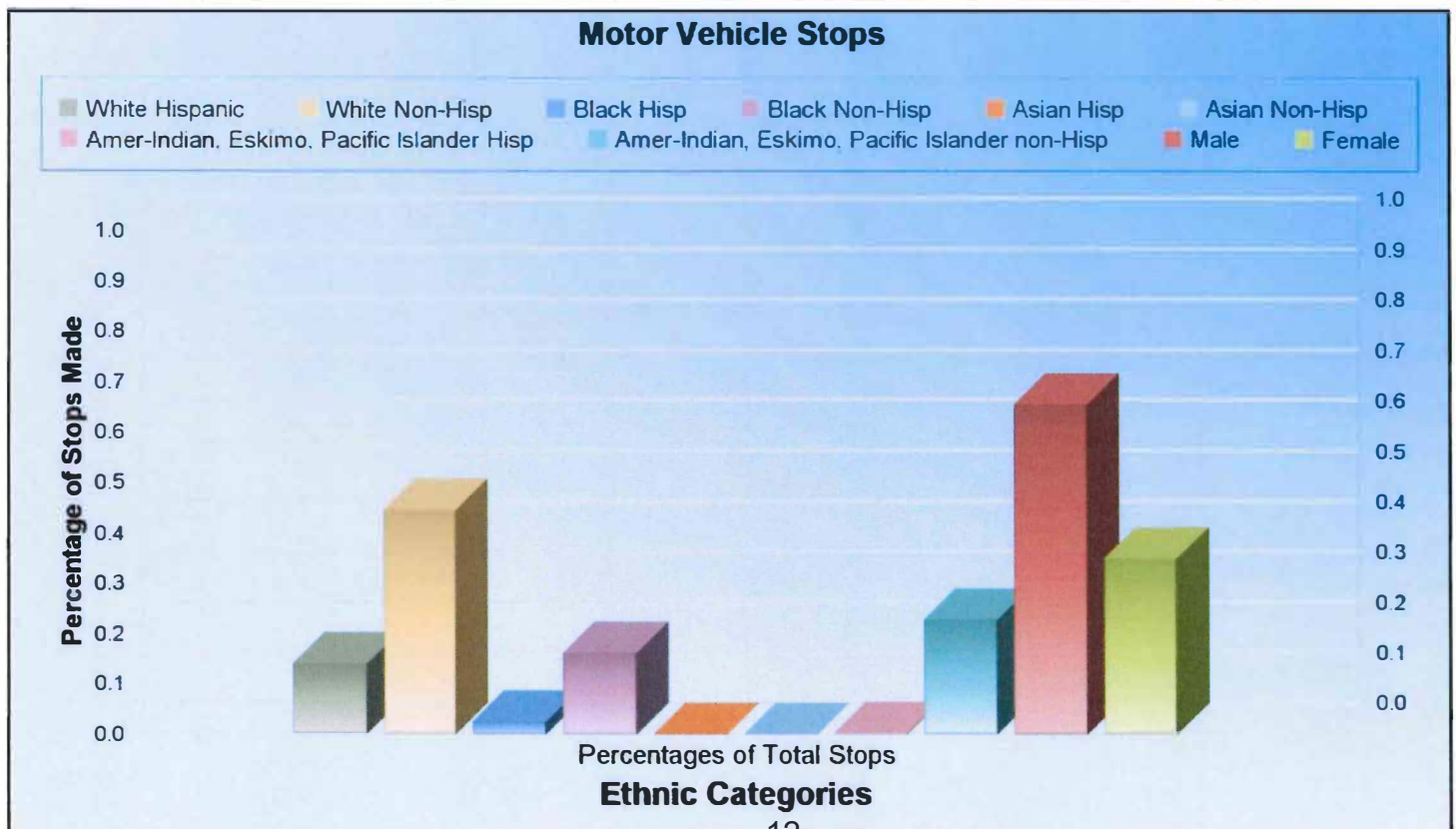
Gender & Ethnicity Report - MV Stops

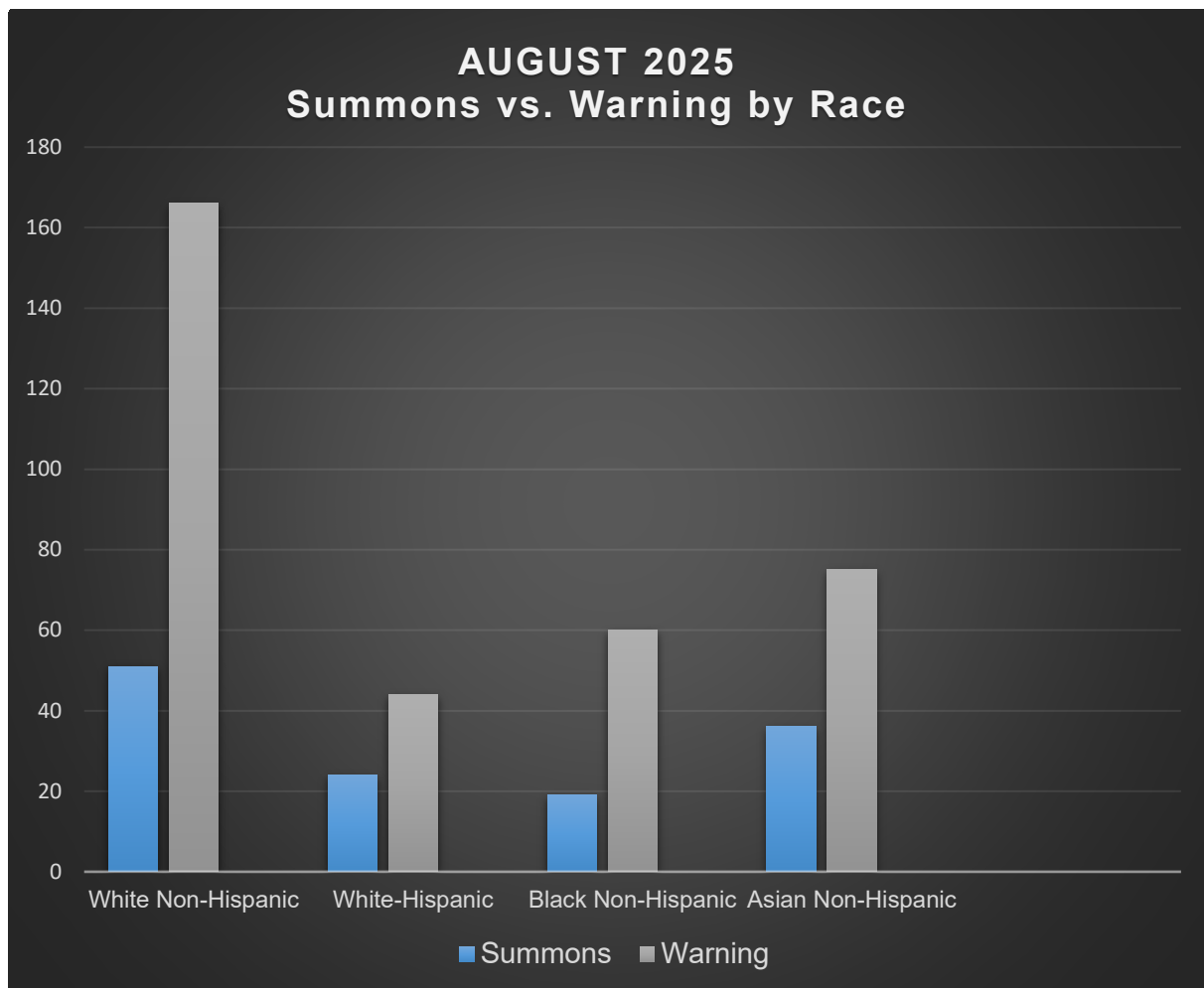
Total MV Stops: 488



Gender / Ethnic breakdown shown in percentages of overall number of MV Stops

Race Code	Total #	Percentage
White Hisp.	68	13.93%
White Non Hisp.	217	44.47%
Black Hisp.	12	2.46%
Black Non-Hisp.	79	16.19%
Native Amer/Eskimo Hisp.	0	0.00%
Native Amer/Eskimo Non-Hisp.	0	0.00%
Asian Hisp.	1	0.20%
Asian Non-Hisp	111	22.75%
Male	318	65.16%
Female	170	34.84%





Native American or Eskimo – a person having origins in any of the original peoples of the Americas and maintaining cultural identification through tribal affiliations or community recognition.

Asian or Pacific Islander – a person having origins in any of the original peoples of the Far East, Southeast Asia, the Indian subcontinent or the Pacific Islands.

Black – a person having origins in any of the black racial groups of Africa

White – a person having origins in any of the original peoples of Europe, North Africa, or Middle East

PRINCETON POLICE DEPARTMENT
AUGUST YEAR-TO-DATE (2020 to 2025) MVC Report

	2020	2021	2022	2023	2024	2025		2020	2021	2022	2023	2024	2025
<u>VEHICLES INVOLVED</u>	542	624	693	841	820	825	<u>ROAD CONDITIONS</u>						
							Dry:	246	305	335	392	375	390
<u>INJURIES INVOLVED</u>	58	58	63	86	70	70	Wet:	48	28	39	56	57	41
							Snow:	4	14	4	0	11	14
<u>CRASHES WITH INJURIES</u>	46	49	54	61	58	63	Ice:	1	1	8	1	4	3
							Other:	0	0	1	0	0	0
<u>PROPERTY DAMAGE CRASHES</u>	38	36	52	54	38	44	<u>TOTAL:</u>	299	348	387	449	447	448
							<u>CRASHES INVOLVING DEER</u>	17	17	14	10	15	15
							<u>SUMMONS ISSUED</u>	243	273	373	304	401	399
<u>DAYLIGHT/DARKNESS</u>							<u>CRASHES INVOLVING PEDESTRIANS</u>						
Daylight:	244	295	312	378	378	374	Injury:	7	11	5	3	10	16
Darkness:	55	53	75	71	69	74	Non-Injury:	0	0	0	1	0	0
Unknown:	0	0	0	0	0	0	Fatal:	0	1	0	0	0	0
<u>TOTAL:</u>	299	348	387	449	447	448	Other:	0	0	0	0	0	0
<u>NUMBER OF CRASHES BY DAY</u>							<u>CRASHES INVOLVING BICYCLISTS</u>						
Unknown:	0	0	0	0	0	0	Injury:	4	1	3	7	6	8
Monday:	48	47	46	77	51	71	Non-Injury:	0	2	0	1	2	0
Tuesday:	45	70	67	76	82	78	Fatal:	0	0	0	0	0	0
Wednesday:	50	50	77	63	73	63	Other:	0	0	0	0	0	0
Thursday:	39	48	67	91	79	69							
Friday:	56	57	56	77	72	90	<u>CRASHES INVOLVING MOTORCYCLES</u>						
Saturday:	40	49	44	24	49	53	Injury:	0	1	1	2	1	3
Sunday:	21	27	30	41	41	24	Non-Injury:	0	0	0	0	0	0
<u>TOTAL:</u>	299	348	387	449	447	448	Fatal:	0	0	0	0	0	0
							Other:	0	0	0	0	0	0
<u>TIMES OF DAY</u>													
0001 - 0100:	2	1	5	3	6	1	<u>FATAL CRASHES</u>	0	1	0	0	0	1
0101 - 0200:	0	4	3	0	3	3							
0201 - 0300:	1	0	5	3	2	2							
0301 - 0400:	1	0	0	0	1	0							
0401 - 0500:	1	1	0	2	1	3	<u>PRIVATE PROPERTY LOCATIONS</u>	34	47	74	39	32	54
0501 - 0600:	1	0	2	3	4	4							
0601 - 0700:	6	1	4	7	5	5	<u>WEATHER CONDITIONS</u>						
0701 - 0800:	18	12	18	13	21	18	Overcast:	2	38	3	0	2	1
0801 - 0900:	23	15	26	33	33	25	Snow:	8	13	10	2	13	14
0901 - 1000:	14	22	20	28	31	23	Rain:	62	16	22	40	38	26
1001 - 1100:	19	22	23	22	34	21	Clear:	270	281	352	407	394	407
1101 - 1200:	24	31	24	25	30	33	<u>TOTAL:</u>	299	348	387	449	447	448
1201 - 1300:	30	29	25	33	27	44							
1301 - 1400:	30	36	32	32	37	41							
1401 - 1500:	21	31	26	40	44	34							
1501 - 1600:	25	27	43	41	36	39							
1601 - 1700:	15	29	25	49	38	35							
1701 - 1800:	21	32	37	42	28	39							
1801 - 1900:	13	22	19	18	17	26							
1901 - 2000:	12	9	18	22	18	21							
2001 - 2100:	6	10	12	11	12	10							
2101 - 2200:	8	6	8	9	10	10							
2201 - 2300:	3	6	7	7	5	8							
2301 - 2400:	5	2	5	6	4	3							
Unknown:	0	0	0	0	0	0							
<u>TOTAL:</u>	299	348	387	449	447	448							

USE OF FORCE

2025

	<u>Jan</u>	<u>Feb</u>	<u>Mar</u>	<u>Apr</u>	<u>May</u>	<u>Jun</u>	<u>Jul</u>	<u>Aug</u>	<u>Sep</u>	<u>Oct</u>	<u>Nov</u>	<u>Dec</u>	<u>Total</u>
Total Number of Use of Force Incidents	1	0	1	0	0	0	0	0					2
Persons against whom force was used	1	0	1	0	0	0	0	0					2
Total Number Officer use of Physical Force	4	0	3	0	0	0	0	0					7
Total Number Officer use of Mechanical Force	0	0	0	0	0	0	0	0					0
Total Officer Show of Force	2	0	0	0	0	0	0	2					4
Total Officer use of Deadly Force	0	0	0	0	0	0	0	0					0

January	25-00202 (UOF), 25-00466 (SOF)
February	-
March	25-06664 (UOF)
April	-
May	-
June	-
July	-
August	25-23108 (SOF)
September	
October	
November	
December	

(These totals do not reflect the NJSP NIBRS criteria, totals are Princeton Police policy totals only.)