


**PRINCETON POLICE
DEPARTMENT
CHIEF'S MONTHLY REPORT**



**DECEMBER
2025**

TABLE OF CONTENTS

| | |
|-----------------------------------|----|
| COMMUNITY RELATIONS BUREAU | 1 |
| DETECTIVE BUREAU | 2 |
| ARRESTS | 3 |
| POLICE CALLS FOR SERVICE | 4 |
| OFFENSES | 5 |
| NON-CRIMINAL INCIDENTS | 6 |
| SUMMONSES | 7 |
| PARKING VIOLATIONS | 8 |
| ORDINANCE VIOLATIONS | 9 |
| PATROL OVERTIME | 10 |
| DETECTIVE OVERTIME | 11 |
| GENDER/ETHNICITY REPORT | 12 |
| SUMMONS VS. WARNING BY RACE | 13 |
| MOTOR VEHICLE ACCIDENT STATISTICS | 14 |
| USE OF FORCE | 15 |

Community Relations Bureau Monthly Report

December 2025

Activities to Note:

- ❖ Sgt. Navas installed two child safety seats for two Princeton residents.
- ❖ Sgt. Navas helped a resident with the Operation Blue Angel program.
- ❖ Sgt. Navas and the Greater TMA hosted a two-day Bike Safety presentation for the entire Princeton Middle School.
- ❖ Sgt. Navas attended the Menorah Lighting hosted on Palmer Square.
- ❖ Sgt. Navas escorted members of the Chabad Lubavitch of Princeton with their annual Menorah parade.
- ❖ Sgt. Navas conducted a presentation at 1 Monument Drive with High School teens in our community. We discussed topics such as marijuana use, vaping, underage drinking, and the laws that apply to these issues. Additionally, I spoke about Good Samaritan Law and emphasized the Princeton Police's commitment to youth in our community.

Princeton Police Department
Detective Bureau
Monthly Report –December 2025

| Cases Assigned This Month | Open Investigations | Cases Closed This Month |
|----------------------------------|----------------------------|--------------------------------|
| 17 | 11 | 6 |

Juvenile Report

| Juvenile Petition | Station House Adjustment | Curb Side Warnings |
|--------------------------|---------------------------------|---------------------------|
| 2 | 0 | 0 |

Background Investigations

| Solicitor | Firearms | PFARS | PSCO | Megan's Law Registrations |
|------------------|-----------------|--------------|-------------|----------------------------------|
| 0 | 1 | 0 | 0 | 1 |

Comparison

- Dec. 2025: 17 cases assigned Dec. 2024: 14 cases assigned
- YTD 2025: 489 cases assigned YTD: 2024: 513 cases assigned

Firearms

- Dec. 2025: 1 Dec. 2024: 4
- Total YTD 2025: 82 Total YTD 2024: 90
- Carry Permit Dec. 2025: 1 Carry Permit Dec. 2024: 1
- Carry Permit Total YTD 2025: 12 Carry Permit Total YTD 2024: 11

- 1 Background Investigation completed for an OEM Intern applicant

ARRESTS

| | <u>Jan</u> | <u>Feb</u> | <u>Mar</u> | <u>Apr</u> | <u>May</u> | <u>Jun</u> | <u>Jul</u> | <u>Aug</u> | <u>Sep</u> | <u>Oct</u> | <u>Nov</u> | <u>Dec</u> | <u>YTD</u> |
|--------------------|-------------------|-------------------|-------------------|-------------------|-------------------|-------------------|-------------------|-------------------|-------------------|-------------------|-------------------|-------------------|-------------------|
| <u>2025</u> | 12 | 11 | 10 | 11 | 14 | 11 | 20 | 11 | 15 | 24 | 14 | 13 | 166 |
| <u>2024</u> | 15 | 14 | 14 | 12 | 11 | 15 | 11 | 15 | 14 | 13 | 14 | 12 | 160 |
| <u>2023</u> | 11 | 11 | 16 | 16 | 13 | 15 | 17 | 17 | 8 | 8 | 9 | 9 | 150 |
| <u>2022</u> | 16 | 7 | 19 | 9 | 17 | 15 | 11 | 12 | 10 | 15 | 11 | 10 | 152 |
| <u>2021</u> | 5 | 9 | 4 | 4 | 4 | 6 | 8 | 11 | 11 | 11 | 17 | 10 | 100 |
| <u>2020</u> | 49 | 38 | 11 | 7 | 6 | 8 | 13 | 7 | 1 | 8 | 10 | 1 | 159 |
| <u>2019</u> | 33 | 20 | 35 | 33 | 25 | 26 | 32 | 30 | 33 | 30 | 27 | 30 | 354 |
| | | | | | | | | | | | | | |

POLICE CALLS FOR SERVICE

| | <u>Jan</u> | <u>Feb</u> | <u>Mar</u> | <u>Apr</u> | <u>May</u> | <u>Jun</u> | <u>Jul</u> | <u>Aug</u> | <u>Sep</u> | <u>Oct</u> | <u>Nov</u> | <u>Dec</u> | <u>YTD</u> |
|--------------------|-------------------|-------------------|-------------------|-------------------|-------------------|-------------------|-------------------|-------------------|-------------------|-------------------|-------------------|-------------------|-------------------|
| <u>2025</u> | 2,971 | 3,135 | 3,116 | 3,688 | 3,401 | 3,311 | 3,285 | 3,130 | 3,302 | 3,182 | 3,114 | 3,228 | 38,863 |
| <u>2024</u> | 3,410 | 3,153 | 3,355 | 3,986 | 4,310 | 3,785 | 3,413 | 3,385 | 3,349 | 3,438 | 2,945 | 2,777 | 41,306 |
| <u>2023</u> | 3,116 | 2,989 | 3,011 | 2,925 | 3,335 | 2,897 | 2,617 | 2,737 | 2,899 | 2,969 | 2,700 | 2,655 | 34,850 |
| <u>2022</u> | 2,696 | 2,709 | 3,029 | 3,069 | 3,197 | 3,186 | 2,710 | 2,612 | 2,999 | 3,399 | 2,914 | 2,768 | 35,288 |
| <u>2021</u> | 1,772 | 1,760 | 2,193 | 2,301 | 2,582 | 2,569 | 2,658 | 2,865 | 3,048 | 3,133 | 2,770 | 2,494 | 30,145 |
| <u>2020</u> | 4,163 | 4,388 | 2,627 | 1,753 | 1,773 | 2,063 | 2,229 | 2,358 | 2,059 | 2,502 | 1,971 | 1,870 | 29,756 |
| <u>2019</u> | 3,163 | 3,361 | 3,849 | 3,507 | 3,808 | 3,749 | 3,496 | 3,482 | 3,378 | 3,988 | 3,455 | 3,045 | 41,632 |

DECEMBER OFFENSES

| | <u>December 2019</u> | <u>December 2020</u> | <u>December 2021</u> | <u>December 2022</u> | <u>December 2023</u> | <u>December 2024</u> | <u>December 2025</u> | <u>YTD 2025</u> |
|---------------------------------------|---------------------------------|---------------------------------|---------------------------------|---------------------------------|---------------------------------|---------------------------------|---------------------------------|----------------------------|
| | | | | | | | | |
| Assault/Aggravated | 0 | 0 | 1 | 0 | 1 | 0 | 2 | 14 |
| Assault/Simple | 3 | 2 | 1 | 2 | 3 | 4 | 3 | 36 |
| Burglary | 0 | 5 | 3 | 1 | 1 | 5 | 1 | 17 |
| Burglary to Vehicle | 0 | 6 | 1 | 2 | 0 | 5 | 3 | 18 |
| Criminal Mischief | 4 | 3 | 11 | 5 | 8 | 15 | 3 | 86 |
| CDS Possession – Marijuana | 6 | 0 | 0 | 0 | 0 | 0 | 1 | 3 |
| CDS Possession – Heroin | 0 | 0 | 0 | 0 | 0 | 0 | 0 | 2 |
| DUI | 11 | 1 | 7 | 3 | 2 | 2 | 5 | 44 |
| Robbery | 0 | 0 | 0 | 1 | 0 | 0 | 0 | 3 |
| Sexual Assault | 3 | 0 | 0 | 0 | 0 | 1 | 0 | 3 |
| Theft | 18 | 8 | 8 | 13 | 11 | 15 | 12 | 137 |
| | | | | | | | | |
| TOTAL | 45 | 25 | 32 | 27 | 26 | 47 | 30 | 363 |
| | | | | | | | | |

DECEMBER NON-CRIMINAL INCIDENTS

| NON-CRIMINAL INCIDENTS | <u>December</u> <u>2019</u> | <u>December</u> <u>2020</u> | <u>December</u> <u>2021</u> | <u>December</u> <u>2022</u> | <u>December</u> <u>2023</u> | <u>December</u> <u>2024</u> | <u>December</u> <u>2025</u> | <u>YTD</u> <u>2025</u> |
|-----------------------------------|--|--|--|--|--|--|--|-----------------------------------|
| Alarms Auto | 1 | 0 | 0 | 0 | 2 | 0 | 1 | 3 |
| Alarms Burglar | 1 | 2 | 6 | 0 | 0 | 0 | 0 | 3 |
| Alarms Commercial Burglar | 31 | 17 | 18 | 13 | 23 | 13 | 23 | 246 |
| Alarms Commercial Fire | 22 | 17 | 19 | 38 | 23 | 27 | 28 | 351 |
| Alarms Fire | 3 | 3 | 6 | 5 | 3 | 2 | 3 | 14 |
| Alarms Medical | 8 | 10 | 14 | 6 | 9 | 11 | 10 | 145 |
| Alarms Other | 5 | 4 | 4 | 5 | 1 | 6 | 5 | 63 |
| Alarms Panic | 3 | 7 | 5 | 5 | 4 | 4 | 4 | 44 |
| Alarms Residential Burglar | 57 | 34 | 43 | 64 | 47 | 38 | 35 | 439 |
| Alarms Residential Fire | 8 | 14 | 7 | 12 | 16 | 19 | 21 | 250 |
| Animal Complaints | 22 | 26 | 17 | 17 | 24 | 14 | 21 | 254 |
| Emotionally Disturbed Person | 6 | 12 | 22 | 25 | 13 | 17 | 13 | 188 |
| Fire (Other) Gas, Odor of Smoke | 4 | 6 | 11 | 10 | 16 | 17 | 17 | 175 |
| Fire Commercial | 1 | 0 | 2 | 1 | 0 | 0 | 1 | 6 |
| Fire Dwelling | 1 | 0 | 0 | 1 | 2 | 0 | 0 | 6 |
| Fire Vehicle | 0 | 1 | 3 | 0 | 0 | 0 | 1 | 9 |
| Firearms Applicant | 3 | 22 | 12 | 2 | 7 | 5 | 1 | 79 |
| Foot Patrol | 58 | 39 | 75 | 45 | 28 | 26 | 77 | 962 |
| Medical Call | 210 | 127 | 166 | 189 | 201 | 173 | 207 | 2272 |
| Missing Person | 2 | 2 | 2 | 2 | 7 | 4 | 1 | 33 |
| Motor Vehicle Stop | 757 | 11 | 174 | 321 | 297 | 357 | 467 | 5432 |
| MVC Involving Injury | 15 | 6 | 7 | 10 | 4 | 9 | 7 | 93 |
| MVC No Injury | 66 | 37 | 44 | 38 | 50 | 61 | 55 | 618 |
| MVC No Report | 8 | 1 | 5 | 7 | 10 | 3 | 7 | 94 |
| MVC With Bicycle | 3 | 0 | 0 | 0 | 2 | 2 | 1 | 13 |
| MVC With Deer | 4 | 5 | 2 | 1 | 6 | 3 | 3 | 29 |
| MVC With Pedestrian | 1 | 0 | 1 | 4 | 0 | 3 | 4 | 22 |
| Noise Complaint | 9 | 16 | 19 | 16 | 28 | 9 | 13 | 202 |
| School Crossing | 98 | 82 | 178 | 210 | 25 | 25 | 9 | 151 |
| School Detail | 32 | 0 | 12 | 12 | 19 | 19 | 29 | 385 |
| Urinating in Public | 2 | 0 | 0 | 0 | 0 | 0 | 0 | 6 |
| Non-Criminal – TOTAL | 1441 | 501 | 874 | 1059 | 867 | 867 | 1064 | 12,587 |

DECEMBER SUMMONSES

| <u>SUMMONS TYPE</u> | <u>December 2019</u> | <u>December 2020</u> | <u>December 2021</u> | <u>December 2022</u> | <u>December 2023</u> | <u>December 2024</u> | <u>December 2025</u> | <u>YTD 2025</u> |
|--|---------------------------------|---------------------------------|---------------------------------|---------------------------------|---------------------------------|---------------------------------|---------------------------------|----------------------------|
| All Other (ordinances/moving) | 209 | 47 | 50 | 69 | 57 | 103 | 81 | 1199 |
| Careless Driving | 42 | 20 | 31 | 26 | 22 | 25 | 29 | 356 |
| Cell Phone | 5 | 0 | 1 | 3 | 2 | 2 | 1 | 60 |
| Driving While Intoxicated | 11 | 1 | 7 | 3 | 2 | 2 | 5 | 44 |
| Driving While Suspended | 30 | 3 | 9 | 10 | 2 | 6 | 10 | 133 |
| Failure to Exhibit Documents | 18 | 0 | 4 | 12 | 7 | 5 | 6 | 84 |
| Failure to Inspect | 20 | 0 | 0 | 7 | 3 | 9 | 6 | 98 |
| Failure to Wear Seatbelt | 5 | 2 | 0 | 2 | 1 | 3 | 1 | 20 |
| Failure to Yield to Pedestrian in Crosswalk | 5 | 0 | 1 | 2 | 0 | 2 | 1 | 26 |
| Maintenance of Lamps | 19 | 0 | 0 | 0 | 2 | 4 | 2 | 53 |
| Speeding | 106 | 2 | 32 | 43 | 25 | 27 | 14 | 304 |
| Uninsured Motorist | 3 | 0 | 1 | 7 | 2 | 1 | 2 | 57 |
| Unlicensed Driver | 13 | 2 | 4 | 7 | 3 | 4 | 4 | 79 |
| Unregistered Vehicle | 55 | 2 | 9 | 26 | 19 | 22 | 27 | 420 |
| | | | | | | | | |
| Total Summonses | 541 | 79 | 149 | 217 | 147 | 215 | 189 | 2933 |
| | | | | | | | | |

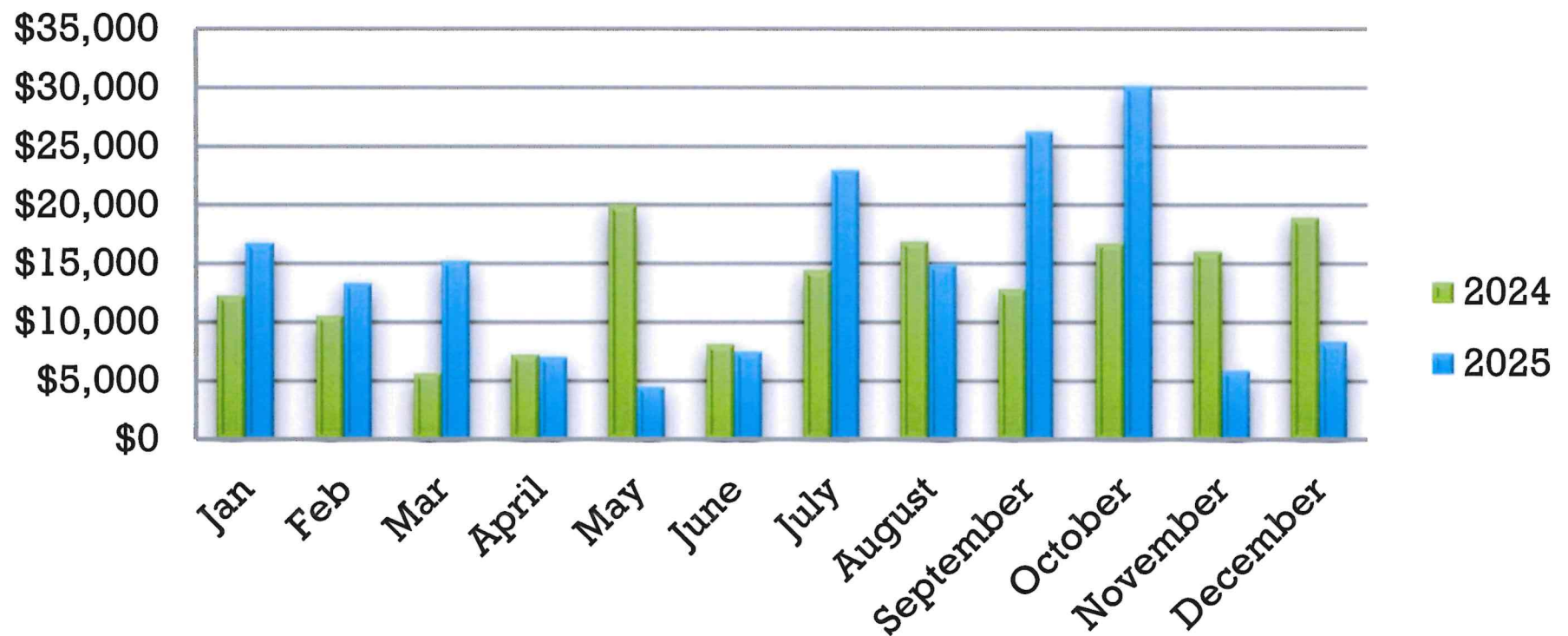
DECEMBER PARKING VIOLATIONS

| <u>PARKING ORDINANCE</u> | <u>December 2019</u> | <u>December 2020</u> | <u>December 2021</u> | <u>December 2022</u> | <u>December 2023</u> | <u>December 2024</u> | <u>December 2025</u> | <u>YTD 2025</u> |
|---|---------------------------------|---------------------------------|---------------------------------|---------------------------------|---------------------------------|---------------------------------|---------------------------------|----------------------------|
| Bus Zone | 2 | 0 | 1 | 1 | 0 | 1 | 0 | 10 |
| Loading Zone | 96 | 43 | 40 | 55 | 44 | 105 | 138 | 1151 |
| Parking Within Designated Parking Stalls | 8 | 7 | 7 | 13 | 17 | 17 | 16 | 292 |
| No Parking Zones/Anytime | 41 | 12 | 21 | 48 | 22 | 104 | 58 | 989 |
| Park Between 2AM & 6AM 1hr Limit | 146 | 0 | 0 | 0 | 146 | 140 | 119 | 1020 |
| Parking Limit 2 hrs Between 8AM & 6PM | 27 | 0 | 20 | 44 | 15 | 5 | 19 | 400 |
| Park Between 2AM & 6AM in Municipal Yard | 0 | 0 | 1 | 3 | 0 | 0 | 0 | 29 |
| Meters | 1303 | 641 | 1414 | 741 | 765 | 1154 | 808 | 15,158 |
| Meter Feeding | 0 | 0 | 9 | 8 | 0 | 0 | 0 | 0 |
| Parking in Handicap Space | 0 | 0 | 0 | 0 | 5 | 2 | 1 | 32 |
| All Others | 54 | 5 | 58 | 36 | 90 | 108 | 73 | 1478 |
| | | | | | | | | |
| Total - Parking Violations | 1677 | 708 | 1571 | 949 | 1104 | 1636 | 1232 | 20,559 |
| | | | | | | | | |

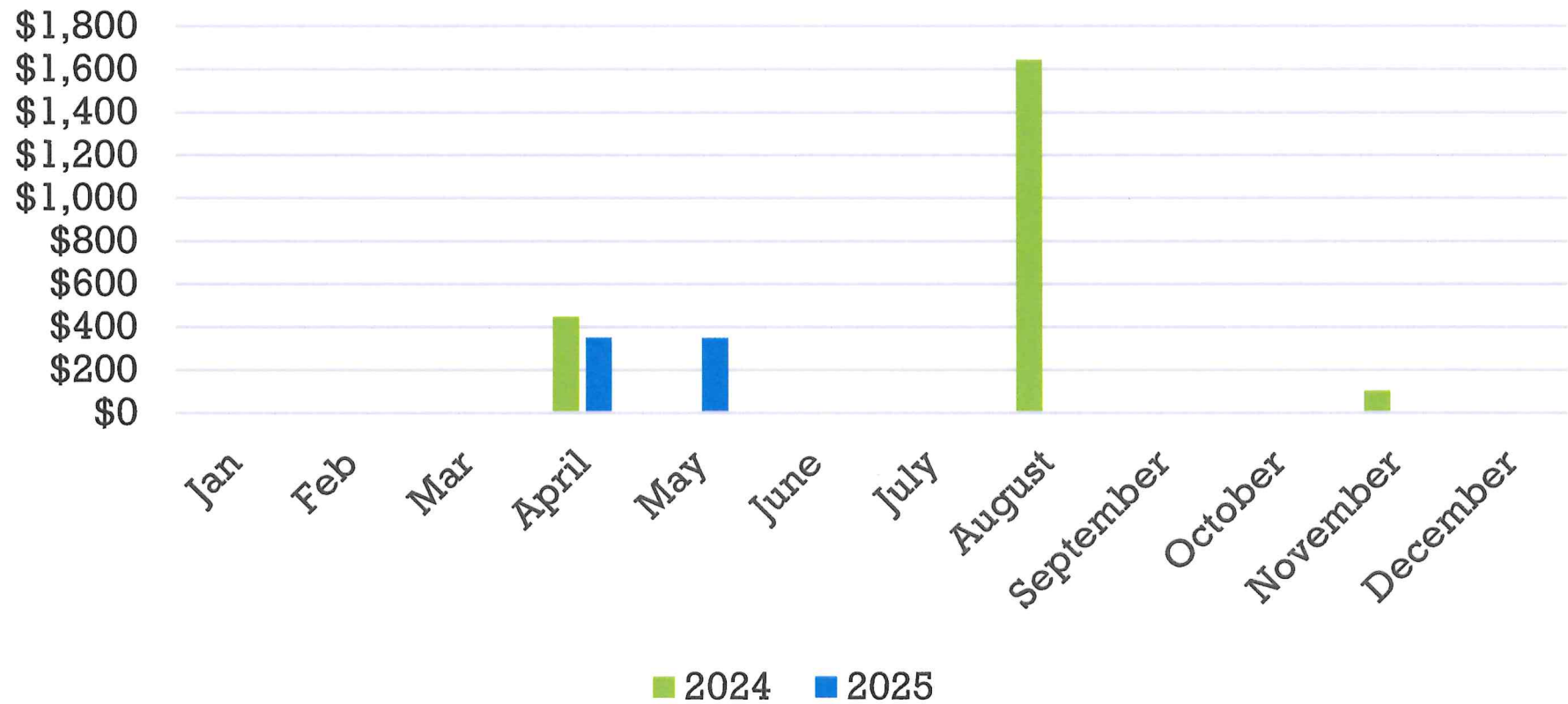
DECEMBER ORDINANCE VIOLATIONS

| <u>ORDINANCE VIOLATION</u> | <u>December 2019</u> | <u>December 2020</u> | <u>December 2021</u> | <u>December 2022</u> | <u>December 2023</u> | <u>December 2024</u> | <u>December 2025</u> | <u>YTD 2025</u> |
|---------------------------------------|-----------------------------|-----------------------------|-----------------------------|-----------------------------|-----------------------------|-----------------------------|-----------------------------|------------------------|
| Bicycles/Skateboards Prohibited | 0 | 0 | 0 | 0 | 0 | 0 | 0 | 5 |
| Consumption of Alcohol in Park | 0 | 0 | 0 | 0 | 0 | 0 | 0 | 0 |
| Construction After Hours | 0 | 0 | 0 | 0 | 0 | 0 | 0 | 0 |
| Disorderly Conduct | 0 | 0 | 0 | 0 | 0 | 0 | 0 | 1 |
| Dog Without a Leash | 0 | 0 | 0 | 0 | 0 | 0 | 0 | 0 |
| False Alarm – 2 nd Offense | 16 | 11 | 0 | 0 | 0 | 1 | 0 | 9 |
| False Alarm – 3 rd Offense | 8 | 2 | 0 | 0 | 0 | 0 | 0 | 3 |
| False Alarm – 4 th Offense | 7 | 0 | 1 | 0 | 0 | 0 | 0 | 1 |
| False Alarm – 5 th Offense | 1 | 0 | 0 | 0 | 0 | 0 | 0 | 0 |
| Failure to Register Alarm | 0 | 3 | 0 | 3 | 0 | 0 | 0 | 4 |
| Failure to Remove Snow | 0 | 0 | 0 | 0 | 0 | 0 | 0 | 0 |
| Idling Vehicle | 0 | 0 | 0 | 0 | 0 | 0 | 0 | 0 |
| In Park After Hours | 0 | 0 | 0 | 0 | 0 | 0 | 0 | 1 |
| Left Turn Prohibited | 10 | 1 | 0 | 0 | 0 | 1 | 0 | 3 |
| Littering | 1 | 0 | 0 | 0 | 0 | 0 | 0 | 0 |
| Noise Complaint | 0 | 0 | 0 | 0 | 1 | 0 | 0 | 2 |
| No U-turn | 0 | 0 | 0 | 0 | 0 | 0 | 0 | 0 |
| Open Container | 2 | 0 | 0 | 0 | 0 | 0 | 0 | 15 |
| Other | 4 | 0 | 0 | 0 | 0 | 0 | 1 | 6 |
| Overweight Vehicle | 11 | 0 | 0 | 0 | 0 | 0 | 0 | 5 |
| Urinating in Public | 2 | 0 | 0 | 0 | 0 | 0 | 0 | 3 |
| TOTAL | 62 | 16 | 1 | 3 | 1 | 2 | 1 | 58 |

Patrol Overtime



Detective Overtime





Princeton Police Department

1 Valley Road, Princeton, NJ 08540

Phone: 609-921-2100 Fax: 609-924-8197 Mun. Code: 1110

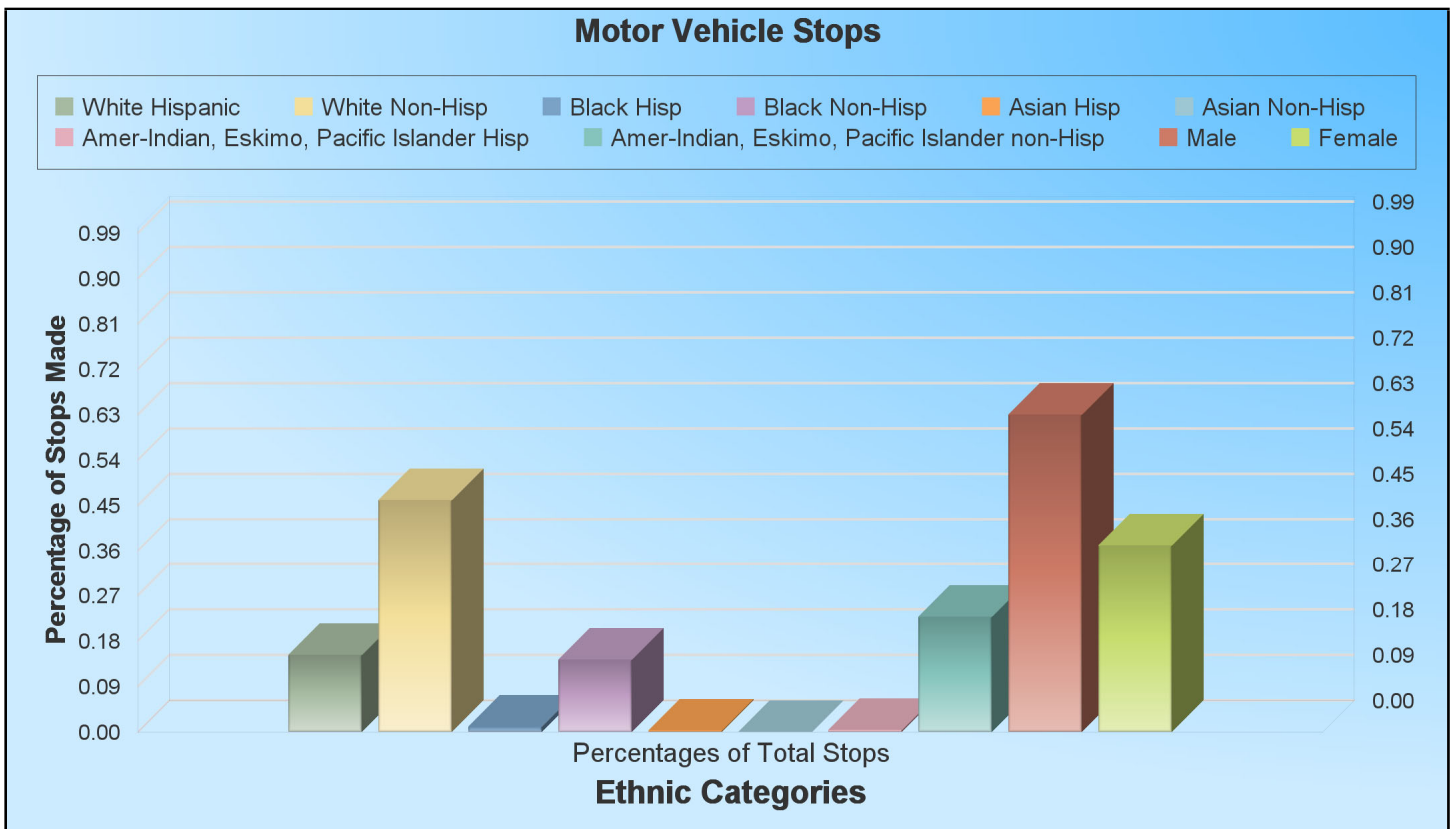
Gender & Ethnicity Report - MV Stops

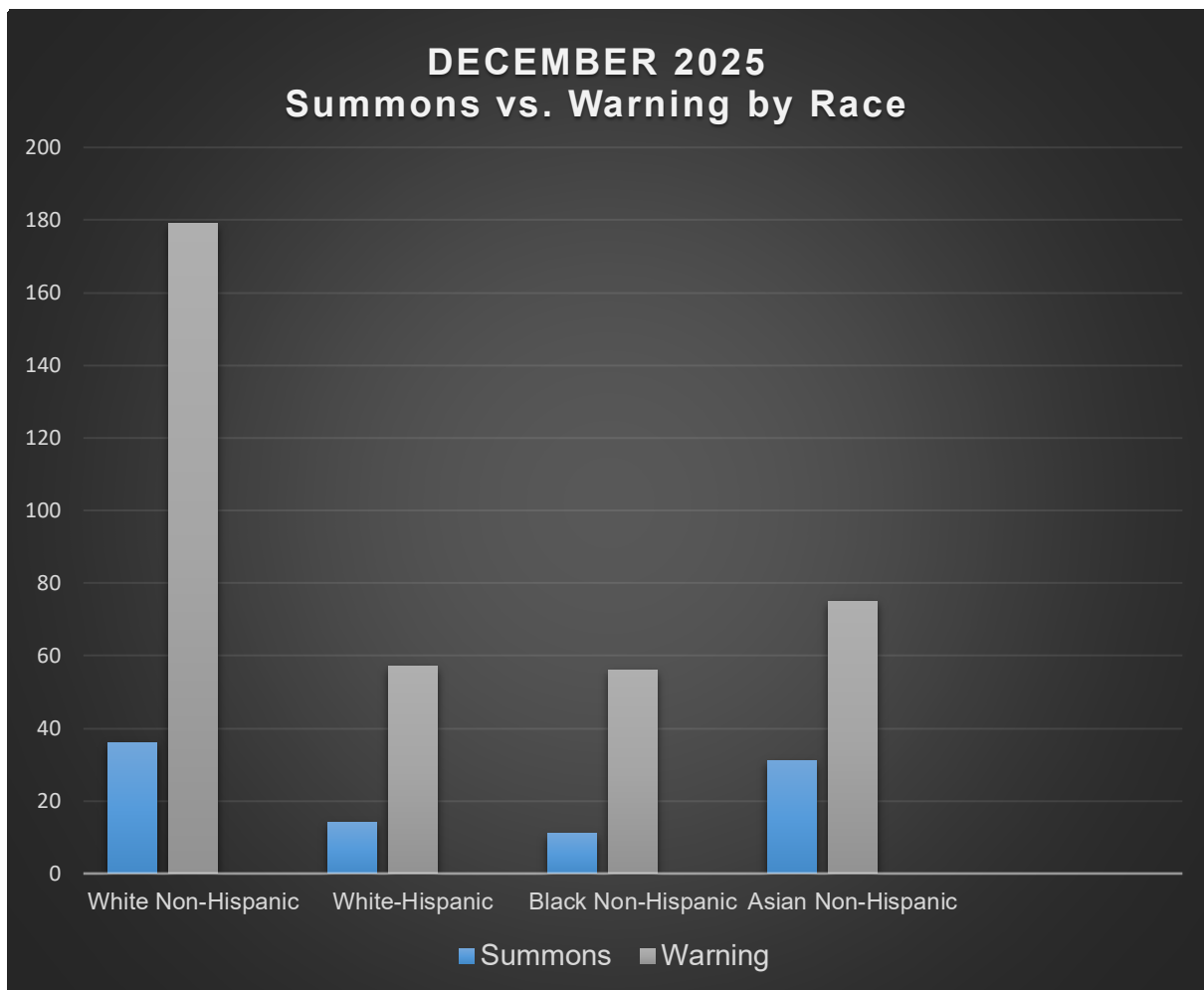
Total MV Stops: 467



Gender / Ethnic breakdown shown in percentages of overall number of MV Stops

| Race Code | Total # | Percentage |
|-----------------------------|---------|------------|
| White Hisp. | 71 | 15.20% |
| White Non Hisp. | 215 | 46.04% |
| Black Hisp. | 5 | 1.07% |
| Black Non-Hisp. | 67 | 14.35% |
| Native Amer/Eskimo Hisp | 1 | 0.21% |
| Native Amer/Eskimo Non-Hisp | 0 | 0.00% |
| Asian Hisp. | 2 | 0.43% |
| Asian Non-Hisp | 106 | 22.70% |
| Male | 294 | 62.96% |
| Female | 173 | 37.04% |





Native American or Eskimo – a person having origins in any of the original peoples of the Americas and maintaining cultural identification through tribal affiliations or community recognition.

Asian or Pacific Islander – a person having origins in any of the original peoples of the Far East, Southeast Asia, the Indian subcontinent or the Pacific Islands.

Black – a person having origins in any of the black racial groups of Africa

White – a person having origins in any of the original peoples of Europe, North Africa, or Middle East

PRINCETON POLICE DEPARTMENT
YEAR-TO-DATE (2020 to 2025) MVC Report

| | 2020 | 2021 | 2022 | 2023 | 2024 | 2025 | | 2020 | 2021 | 2022 | 2023 | 2024 | 2025 |
|---------------------------------|------|------|------|------|------|------|--------------------------------------|------|------|------|------|------|------|
| <u>VEHICLES INVOLVED</u> | 861 | 1075 | 1125 | 1289 | 1270 | 1312 | <u>ROAD CONDITIONS</u> | | | | | | |
| | | | | | | | Dry: | 387 | 536 | 528 | 609 | 595 | 629 |
| <u>INJURIES INVOLVED</u> | 90 | 110 | 110 | 129 | 112 | 106 | Wet: | 82 | 48 | 74 | 88 | 81 | 65 |
| | | | | | | | Snow: | 10 | 14 | 4 | 0 | 16 | 14 |
| <u>CRASHES WITH INJURIES</u> | 76 | 89 | 87 | 97 | 93 | 94 | Ice: | 1 | 1 | 8 | 1 | 6 | 3 |
| | | | | | | | Other: | 0 | 0 | 1 | 0 | 0 | 0 |
| <u>PROPERTY DAMAGE CRASHES</u> | 59 | 62 | 71 | 87 | 67 | 63 | <u>TOTAL:</u> | 480 | 599 | 615 | 698 | 698 | 711 |
| | | | | | | | | | | | | | |
| | | | | | | | <u>CRASHES INVOLVING DEER</u> | 33 | 24 | 20 | 28 | 28 | 29 |
| | | | | | | | | | | | | | |
| | | | | | | | <u>SUMMONS ISSUED</u> | 399 | 513 | 566 | 517 | 629 | 624 |
| <u>DAYLIGHT/DARKNESS</u> | | | | | | | <u>CRASHES INVOLVING PEDESTRIANS</u> | | | | | | |
| Daylight: | 379 | 489 | 490 | 576 | 575 | 584 | Injury: | 8 | 20 | 9 | 11 | 16 | 22 |
| Darkness: | 101 | 110 | 125 | 122 | 123 | 127 | Non-Injury: | 0 | 2 | 0 | 1 | 0 | 0 |
| Unknown: | 0 | 0 | 0 | 0 | 0 | 0 | Fatal: | 0 | 1 | 1 | 1 | 0 | 0 |
| <u>TOTAL:</u> | 480 | 599 | 615 | 698 | 698 | 711 | Other: | 0 | 0 | 0 | 0 | 0 | 0 |
| | | | | | | | | | | | | | |
| <u>NUMBER OF CRASHES BY DAY</u> | | | | | | | <u>CRASHES INVOLVING BICYCLISTS</u> | | | | | | |
| Unknown: | 0 | 0 | 0 | 0 | 0 | 0 | Injury: | 8 | 6 | 5 | 12 | 12 | 12 |
| Monday: | 71 | 84 | 75 | 115 | 85 | 109 | Non-Injury: | 0 | 3 | 0 | 1 | 4 | 0 |
| Tuesday: | 73 | 102 | 101 | 106 | 126 | 119 | Fatal: | 0 | 0 | 0 | 0 | 0 | 0 |
| Wednesday: | 76 | 92 | 116 | 108 | 102 | 119 | Other: | 0 | 0 | 0 | 0 | 0 | 0 |
| Thursday: | 63 | 92 | 108 | 126 | 112 | 103 | | | | | | | |
| Friday: | 87 | 98 | 95 | 122 | 110 | 129 | <u>CRASHES INVOLVING MOTORCYCLES</u> | | | | | | |
| Saturday: | 65 | 85 | 69 | 52 | 80 | 87 | Injury: | 0 | 2 | 3 | 2 | 1 | 4 |
| Sunday: | 45 | 46 | 51 | 69 | 83 | 45 | Non-Injury: | 0 | 0 | 0 | 0 | 0 | 1 |
| <u>TOTAL:</u> | 480 | 599 | 615 | 698 | 698 | 711 | Fatal: | 0 | 0 | 0 | 0 | 0 | 0 |
| | | | | | | | Other: | 0 | 0 | 0 | 0 | 0 | 0 |
| <u>TIMES OF DAY</u> | | | | | | | <u>FATAL CRASHES</u> | 0 | 2 | 2 | 2 | 0 | 1 |
| 0001 - 0100: | 2 | 3 | 6 | 3 | 7 | 2 | | | | | | | |
| 0101 - 0200: | 2 | 6 | 3 | 0 | 7 | 5 | <u>PRIVATE PROPERTY LOCATIONS</u> | 57 | 68 | 112 | 60 | 62 | 83 |
| 0201 - 0300: | 3 | 1 | 6 | 3 | 4 | 3 | | | | | | | |
| 0301 - 0400: | 1 | 0 | 0 | 0 | 1 | 0 | <u>WEATHER CONDITIONS</u> | | | | | | |
| 0401 - 0500: | 2 | 2 | 0 | 2 | 1 | 4 | Overcast: | 2 | 38 | 3 | 0 | 2 | 1 |
| 0501 - 0600: | 3 | 0 | 3 | 5 | 6 | 4 | Snow: | 10 | 13 | 10 | 2 | 75 | 14 |
| 0601 - 0700: | 10 | 5 | 10 | 13 | 13 | 8 | Rain: | 57 | 27 | 50 | 68 | 60 | 45 |
| 0701 - 0800: | 28 | 21 | 25 | 26 | 30 | 32 | Clear: | 411 | 521 | 552 | 628 | 561 | 651 |
| 0801 - 0900: | 31 | 27 | 46 | 51 | 50 | 45 | <u>TOTAL:</u> | 480 | 599 | 615 | 698 | 698 | 711 |
| 0901 - 1000: | 23 | 34 | 35 | 39 | 44 | 32 | | | | | | | |
| 1001 - 1100: | 29 | 26 | 38 | 86 | 40 | 38 | | | | | | | |
| 1101 - 1200: | 34 | 51 | 40 | 45 | 50 | 45 | | | | | | | |
| 1201 - 1300: | 46 | 58 | 42 | 53 | 49 | 68 | | | | | | | |
| 1301 - 1400: | 45 | 53 | 48 | 47 | 51 | 65 | | | | | | | |
| 1401 - 1500: | 42 | 60 | 45 | 61 | 69 | 50 | | | | | | | |
| 1501 - 1600: | 47 | 51 | 60 | 64 | 61 | 63 | | | | | | | |
| 1601 - 1700: | 23 | 57 | 44 | 70 | 53 | 60 | | | | | | | |
| 1701 - 1800: | 35 | 48 | 57 | 61 | 52 | 62 | | | | | | | |
| 1801 - 1900: | 23 | 29 | 34 | 32 | 35 | 44 | | | | | | | |
| 1901 - 2000: | 19 | 17 | 29 | 37 | 30 | 32 | | | | | | | |
| 2001 - 2100: | 10 | 19 | 15 | 17 | 18 | 16 | | | | | | | |
| 2101 - 2200: | 12 | 12 | 12 | 14 | 14 | 15 | | | | | | | |
| 2201 - 2300: | 4 | 13 | 10 | 10 | 7 | 13 | | | | | | | |
| 2301 - 2400: | 6 | 5 | 7 | 9 | 6 | 5 | | | | | | | |
| Unknown: | 0 | 1 | 0 | 0 | 0 | 0 | | | | | | | |
| <u>TOTAL:</u> | 480 | 599 | 615 | 698 | 698 | 711 | | | | | | | |

USE OF FORCE

2025

| | <u>Jan</u> | <u>Feb</u> | <u>Mar</u> | <u>Apr</u> | <u>May</u> | <u>Jun</u> | <u>Jul</u> | <u>Aug</u> | <u>Sep</u> | <u>Oct</u> | <u>Nov</u> | <u>Dec</u> | <u>Total</u> |
|---|-------------------|-------------------|-------------------|-------------------|-------------------|-------------------|-------------------|-------------------|-------------------|-------------------|-------------------|-------------------|---------------------|
| Total Number of Use of Force Incidents | 1 | 0 | 1 | 0 | 1 | 0 | 0 | 0 | - | - | 2 | 1 | 6 |
| Persons against whom force was used | 1 | 0 | 1 | 0 | 1 | 0 | 0 | 0 | - | - | 2 | 1 | 6 |
| Total Number Officer use of Physical Force | 4 | 0 | 3 | 0 | 1 | 0 | 0 | 0 | - | - | 5 | 3 | 16 |
| Total Number Officer use of Mechanical Force | 0 | 0 | 0 | 0 | 0 | 0 | 0 | 0 | - | - | 0 | 0 | 0 |
| Total Officer Show of Force | 2 | 0 | 0 | 0 | 0 | 0 | 0 | 2 | - | - | 0 | 0 | 4 |
| Total Officer use of Deadly Force | 0 | 0 | 0 | 0 | 0 | 0 | 0 | 0 | - | - | 0 | 0 | 0 |

| | |
|------------------|---------------------------------------|
| January | 25-00202 (UOF), 25-00466 (SOF) |
| February | - |
| March | 25-06684 (UOF) |
| April | - |
| May | 25-13536 (UOF) |
| June | - |
| July | - |
| August | 25-23108 (SOF) |
| September | - |
| October | - |
| November | 25-33293 (UOF), 25-34591 (UOF) |
| December | 25-38422 (UOF) |

(These totals do not reflect the NJSP NIBRS criteria, totals are Princeton Police policy totals only.)