


**PRINCETON POLICE
DEPARTMENT
CHIEF'S MONTHLY REPORT**



**MAY
2025**

TABLE OF CONTENTS

SAFE NEIGHBORHOOD BUREAU	1
DETECTIVE BUREAU	2
ARRESTS	3
POLICE CALLS FOR SERVICE	4
OFFENSES	5
NON-CRIMINAL INCIDENTS	6
SUMMONSES	7
PARKING VIOLATIONS	8
ORDINANCE VIOLATIONS	9
PATROL OVERTIME	10
DETECTIVE OVERTIME	11
GENDER/ETHNICITY REPORT	12
SUMMONS VS. WARNING BY RACE	13
MOTOR VEHICLE ACCIDENT STATISTICS	14
USE OF FORCE	15

Safe Neighborhood Bureau Monthly Report

May 2025

Activities to Note:

- ❖ Sgt. Navas hosted the Citizen's Academy every Thursday for the month.
- ❖ Sgt. Navas and Cpl. Lattin attended the Riverside School for a presentation about safety and a K9 demonstration.
- ❖ Sgt. Navas, Cpl. Cribb, and Ptl. King helped with the Mercer County Technical School Criminalistics Testing.
- ❖ Sgt. Navas hosted a Station Tour for 3rd graders from St. Paul's School.
- ❖ Sgt. Navas conducted a community policing detail at Lululemon.
- ❖ Sgt. Navas conducted a community policing detail at Tropical Smoothie Café.
- ❖ Sgt. Navas conducted a background investigation for a Police Telecommunicator.
- ❖ Sgt. Navas assisted patrols with a call for service that resulted in an arrest and the recovery of a stolen vehicle.
- ❖ Sgt. Navas and Ptl. King handled court security for the month of May.
- ❖ SNB scheduled and facilitated the recruitment process for new police applicants which included a physical fitness test and two rounds of interviews.
- ❖ Ptl. King helped with the annual Walk & Wheels at the Johnson Park School.
- ❖ Chief Tash, Lt. Thomas, and Sgt. Navas had a meeting with security and tenants of the Princeton Shopping Center.

Princeton Police Department

Detective Bureau

Monthly Report –May 2025

Cases Assigned This Month	Open Investigations	Cases Closed This Month
41	9	32

Juvenile Report

Juvenile Petition	Station House Adjustment	Curb Side Warnings
1	1	0

Background Investigations

Solicitor	Firearms	PFARS	Dispatch	Megan's Law Registrations
0	6	0	0	0

Comparison

- May 2025: 41 cases assigned May 2024: 42 cases assigned
- YTD 2025: 230 cases assigned YTD 2024: 335 cases assigned

Firearms

- May 2025: 6 May 2024: 3
- Total YTD 2025: 45 Total YTD 2024: 54
- Permit to Carry May 2025: 2 Carry Permit May 2024: 1
- Carry Permit Total YTD: 7 Carry Permit Total YTD 2024: 12

***Four background investigations were assigned for police applicants during May 2025.**

ARRESTS

	<u>Jan</u>	<u>Feb</u>	<u>Mar</u>	<u>Apr</u>	<u>May</u>	<u>Jun</u>	<u>Jul</u>	<u>Aug</u>	<u>Sep</u>	<u>Oct</u>	<u>Nov</u>	<u>Dec</u>	<u>YTD</u>
<u>2025</u>	12	11	10	11	14								58
<u>2024</u>	15	14	14	12	11	15	11	15	14	13	14	12	160
<u>2023</u>	11	11	16	16	13	15	17	17	8	8	9	9	150
<u>2022</u>	16	7	19	9	17	15	11	12	10	15	11	10	152
<u>2021</u>	5	9	4	4	4	6	8	11	11	11	17	10	100
<u>2020</u>	49	38	11	7	6	8	13	7	1	8	10	1	159
<u>2019</u>	33	20	35	33	25	26	32	30	33	30	27	30	354

POLICE CALLS FOR SERVICE

	<u>Jan</u>	<u>Feb</u>	<u>Mar</u>	<u>Apr</u>	<u>May</u>	<u>Jun</u>	<u>Jul</u>	<u>Aug</u>	<u>Sep</u>	<u>Oct</u>	<u>Nov</u>	<u>Dec</u>	<u>YTD</u>
<u>2025</u>	2,971	3,135	3,116	3,688	3,401								16,311
<u>2024</u>	3,410	3,153	3,355	3,986	4,310	3,785	3,413	3,385	3,349	3,438	2,945	2,777	41,306
<u>2023</u>	3,116	2,989	3,011	2,925	3,335	2,897	2,617	2,737	2,899	2,969	2,700	2,655	34,850
<u>2022</u>	2,696	2,709	3,029	3,069	3,197	3,186	2,710	2,612	2,999	3,399	2,914	2,768	35,288
<u>2021</u>	1,772	1,760	2,193	2,301	2,582	2,569	2,658	2,865	3,048	3,133	2,770	2,494	30,145
<u>2020</u>	4,163	4,388	2,627	1,753	1,773	2,063	2,229	2,358	2,059	2,502	1,971	1,870	29,756
<u>2019</u>	3,163	3,361	3,849	3,507	3,808	3,749	3,496	3,482	3,378	3,988	3,455	3,045	41,632

MAY OFFENSES

	<u>May 2019</u>	<u>May 2020</u>	<u>May 2021</u>	<u>May 2022</u>	<u>May 2023</u>	<u>May 2024</u>	<u>May 2025</u>	<u>YTD 2025</u>
Assault/Aggravated	1	2	0	1	0	1	1	3
Assault/Simple	1	1	1	2	5	2	2	10
Burglary	4	4	1	2	0	3	2	9
Burglary to Vehicle	3	1	0	7	5	3	1	4
Criminal Mischief	9	7	3	8	12	8	9	38
CDS Possession – Marijuana	2	1	0	0	0	0	0	0
CDS Possession – Heroin	1	0	0	2	0	0	0	0
DUI	6	0	0	6	3	0	2	12
Robbery	0	1	0	0	0	0	0	0
Sexual Assault	1	0	1	0	0	0	0	3
Theft	16	1	2	16	18	14	16	53
TOTAL	44	18	8	44	43	31	33	132

MAY NON-CRIMINAL INCIDENTS

<u>NON-CRIMINAL INCIDENTS</u>	<u>May 2019</u>	<u>May 2020</u>	<u>May 2021</u>	<u>May 2022</u>	<u>May 2023</u>	<u>May 2024</u>	<u>May 2025</u>	<u>YTD 2025</u>
Alarms Auto	0	2	0	1	1	2	0	0
Alarms Burglar	0	0	0	0	0	0	0	0
Alarms Commercial Burglar	29	30	18	35	27	26	16	84
Alarms Commercial Fire	11	9	12	33	30	32	28	131
Alarms Fire	4	1	3	1	5	2	0	4
Alarms Medical	8	18	19	12	17	19	4	60
Alarms Other	2	5	4	2	3	5	16	25
Alarms Panic	5	3	9	4	7	3	2	11
Alarms Residential Burglar	67	28	27	30	43	50	47	190
Alarms Residential Fire	10	18	15	22	12	14	23	92
Animal Complaints	45	42	33	49	33	29	33	89
Emotionally Disturbed Person	15	5	5	12	15	22	17	73
Fire (Other) Gas, Odor of Smoke	7	10	20	4	11	14	13	89
Fire Commercial	0	0	0	0	0	0	1	1
Fire Dwelling	0	3	0	0	0	1	1	3
Fire Vehicle	0	0	0	1	0	0	2	6
Firearms Applicant	5	13	8	2	5	5	6	38
Foot Patrol	80	23	94	104	63	82	81	487
Medical Call	198	102	169	196	190	242	212	982
Missing Person	4	4	6	3	7	5	2	10
Motor Vehicle Stop	664	10	114	470	530	614	470	2471
MVC Involving Injury	6	5	6	5	6	9	11	42
MVC No Injury	72	18	35	50	48	58	48	241
MVC No Report	10	0	4	8	7	5	11	35
MVC With Bicycle	1	0	0	0	2	1	2	6
MVC With Deer	2	2	2	3	0	3	2	8
MVC With Pedestrian	0	0	2	0	0	2	3	10
Noise Complaint	32	19	30	12	26	21	25	70
School Crossing	146	0	192	103	248	5	12	100
School Detail	39	0	18	53	7	120	41	194
Urinating in Public	2	0	1	0	2	0	0	2
Non-Criminal – TOTAL	1,464	370	846	1215	1345	1391	1129	5554

MAY SUMMONSES

<u>SUMMONS TYPE</u>	<u>May 2019</u>	<u>May 2020</u>	<u>May 2021</u>	<u>May 2022</u>	<u>May 2023</u>	<u>May 2024</u>	<u>May 2025</u>	<u>YTD 2025</u>
All Other (ordinances/moving)	142	7	25	78	109	149	119	536
Careless Driving	37	9	16	28	34	34	25	137
Cell Phone	2	0	0	12	7	4	0	31
Driving While Intoxicated	6	0	0	6	3	0	2	12
Driving While Suspended	16	1	2	11	12	10	9	52
Failure to Exhibit Documents	12	1	1	10	11	10	8	37
Failure to Inspect	9	0	1	10	12	19	10	56
Failure to Wear Seatbelt	5	0	0	1	1	2	4	13
Failure to Yield to Pedestrian in Crosswalk	8	0	2	6	5	2	2	6
Maintenance of Lamps	11	0	0	2	3	3	10	36
Speeding	162	1	27	53	38	61	18	151
Uninsured Motorist	4	1	0	5	7	3	5	28
Unlicensed Driver	11	1	1	8	8	6	9	41
Unregistered Vehicle	30	1	3	32	31	56	32	210
Total Summonses	455	22	78	262	281	359	253	1346

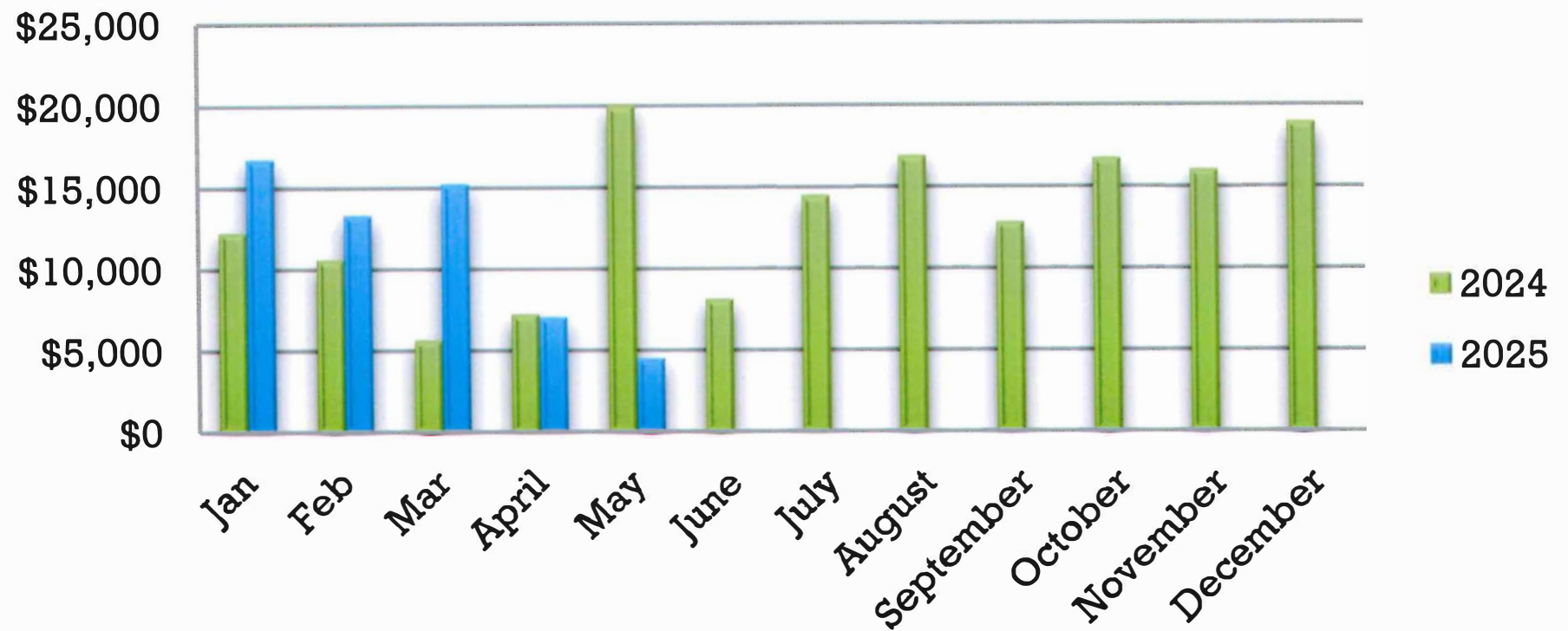
MAY PARKING VIOLATIONS

<u>PARKING ORDINANCE</u>	<u>May 2019</u>	<u>May 2020</u>	<u>May 2021</u>	<u>May 2022</u>	<u>May 2023</u>	<u>May 2024</u>	<u>May 2025</u>	<u>YTD 2025</u>
Bus Zone	1	0	0	1	1	0	1	2
Loading Zone	26	0	51	73	68	7	139	400
Parking Within Designated Parking Stalls	21	0	6	20	21	14	17	167
No Parking Zones/Anytime	28	0	4	84	75	60	90	403
Park Between 2AM & 6AM 1hr Limit	213	0	0	0	537	208	113	472
Parking Limit 2 hrs. Between 8AM & 6PM	47	0	1	10	14	13	18	131
Park Between 2AM & 6AM in Municipal Yard	0	0	0	0	0	0	3	29
Meters	2225	0	604	2198	1431	287	1348	6383
Meter Feeding	0	0	0	0	0	8	0	0
Parking in Handicap Space	4	0	2	1	1	2	1	16
All Others	85	1	31	140	96	183	143	573
Total - Parking Violations	2,650	1	699	2527	2244	1082	1873	8576

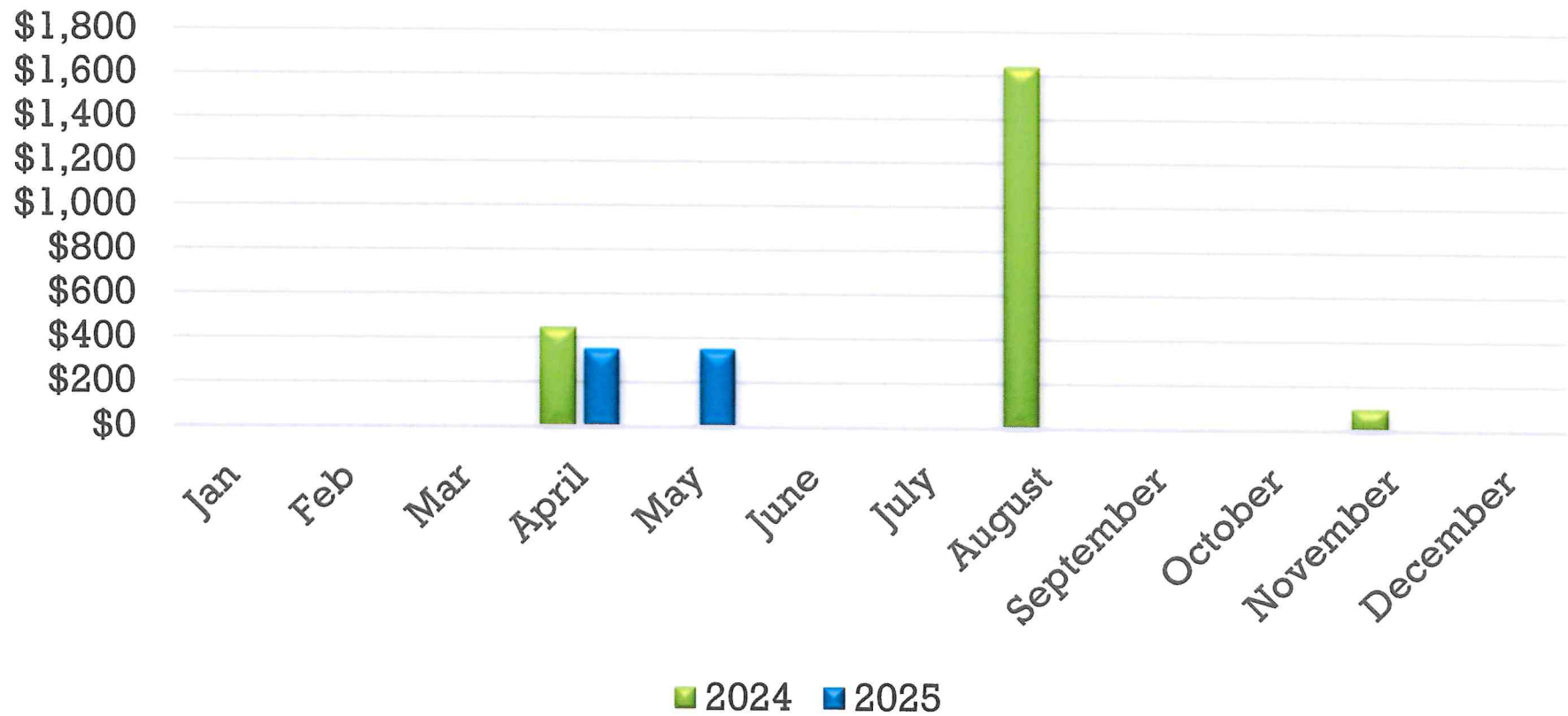
MAY ORDINANCE VIOLATIONS

<u>ORDINANCE VIOLATION</u>	<u>May 2019</u>	<u>May 2020</u>	<u>May 2021</u>	<u>May 2022</u>	<u>May 2023</u>	<u>May 2024</u>	<u>May 2025</u>	<u>YTD 2025</u>
Bicycles/Skateboards Prohibited	0	0	0	0	0	0	0	0
Consumption of Alcohol in Park	0	0	0	0	0	0	0	0
Construction After Hours	0	0	0	0	0	0	0	0
Disorderly Conduct	0	0	0	0	1	2	0	0
Dog Without a Leash	0	0	0	0	0	0	0	0
False Alarm – 2nd Offense	11	0	2	2	0	1	3	5
False Alarm – 3rd Offense	2	0	0	0	0	0	0	0
False Alarm – 4th Offense	2	0	0	0	0	0	0	0
Failure to Register Alarm	0	0	0	0	0	4	0	2
Failure to Remove Snow	0	0	0	0	0	0	0	0
Idling Vehicle	0	0	0	0	0	0	0	0
In Park After Hours	0	0	0	0	0	0	0	0
Left Turn Prohibited	0	0	0	0	0	5	0	0
Littering	0	0	0	0	0	0	0	0
Noise Complaint	0	0	0	0	0	1	0	0
No U-turn	0	0	0	0	0	0	0	0
Open Container	0	0	1	0	0	7	2	7
Other	2	0	0	0	0	0	3	4
Overweight Vehicle	24	0	0	3	3	1	1	2
Urinating in Public	2	0	1	0	0	0	0	0
TOTAL	43	0	4	5	4	21	9	20

Patrol Overtime



Detective Overtime





Princeton Police Department

1 Valley Road, Princeton, NJ 08540

Phone: 609-921-2100 Fax: 609-924-8197 Mun. Code: 1110

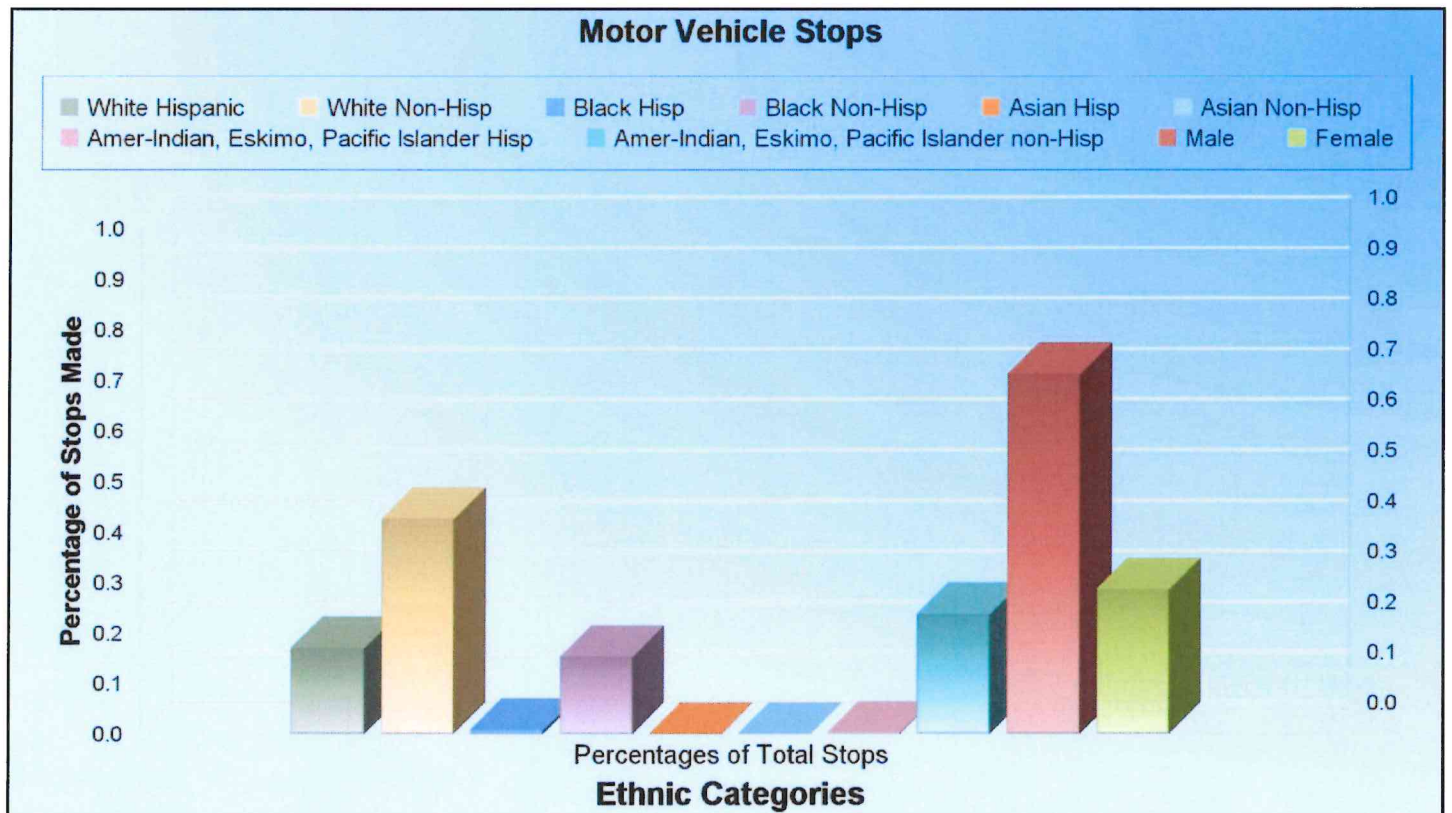
Gender & Ethnicity Report - MV Stops

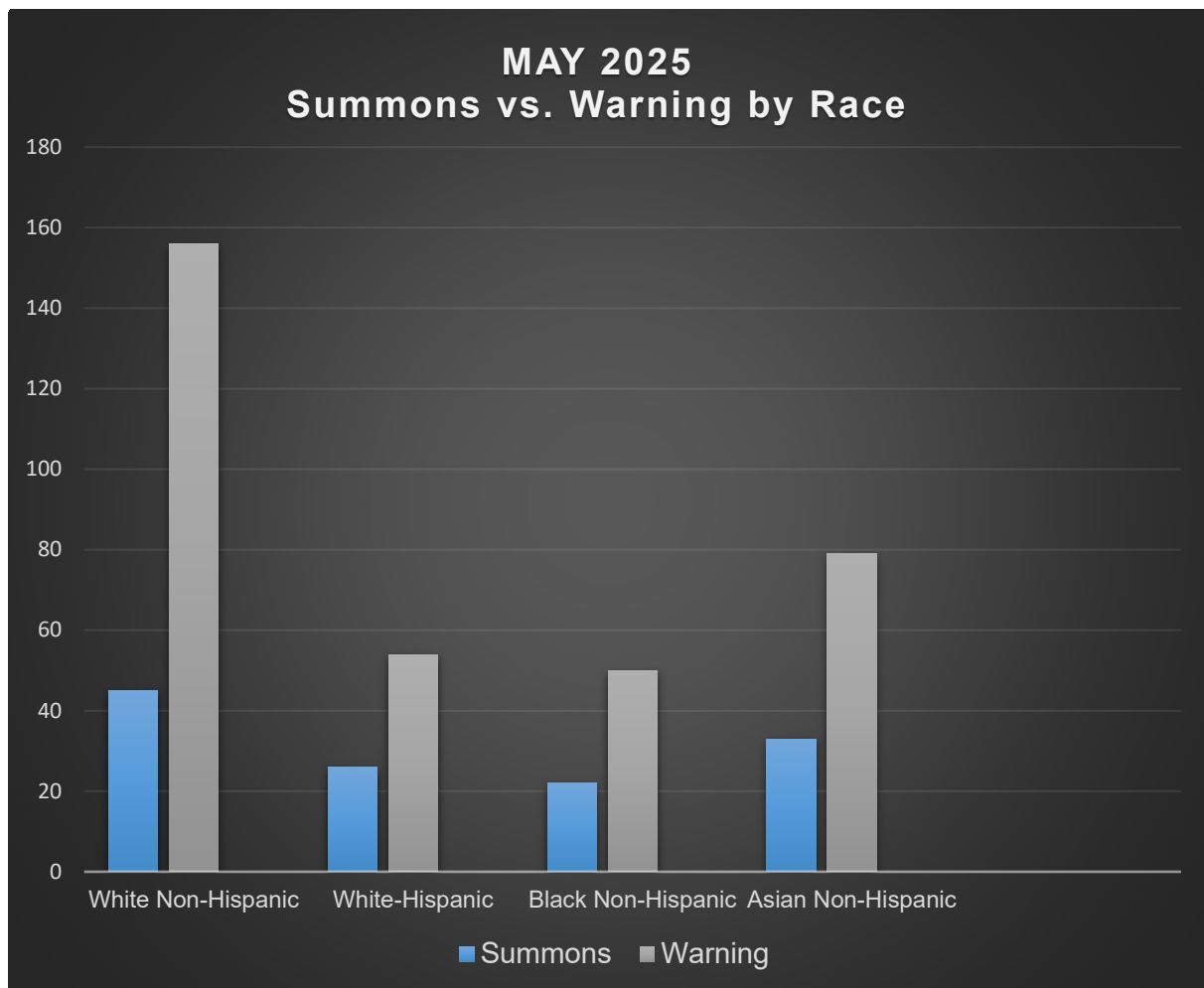
Total MV Stops: 470



Gender / Ethnic breakdown shown in percentages of overall number of MV Stops

Race Code	Total #	Percentage
White Hisp.	80	17.02%
White Non Hisp.	201	42.77%
Black Hisp.	4	0.85%
Black Non-Hisp.	72	15.32%
Native Amer/Eskimo Hisp.	0	0.00%
Native Amer/Eskimo Non-Hisp.	0	0.00%
Asian Hisp.	1	0.21%
Asian Non-Hisp	112	23.83%
Male	335	71.28%
Female	135	28.72%





Native American or Eskimo – a person having origins in any of the original peoples of the Americas and maintaining cultural identification through tribal affiliations or community recognition.

Asian or Pacific Islander – a person having origins in any of the original peoples of the Far East, Southeast Asia, the Indian subcontinent or the Pacific Islands.

Black – a person having origins in any of the black racial groups of Africa

White – a person having origins in any of the original peoples of Europe, North Africa, or Middle East

PRINCETON POLICE DEPARTMENT
MAY YEAR-TO-DATE (2020 to 2025) MVC Report

	2020	2021	2022	2023	2024	2025		2020	2021	2022	2023	2024	2025
<u>VEHICLES INVOLVED</u>	340	360	423	534	518	522	<u>ROAD CONDITIONS</u>						
							Dry:	141	172	195	247	222	234
<u>INJURIES INVOLVED</u>	42	35	28	52	42	49	Wet:	42	19	32	41	48	32
							Snow:	4	14	4	0	11	14
<u>ACCIDENTS WITH INJURIES</u>	33	30	25	39	35	43	Ice:	1	1	8	1	4	3
							Other:	0	0	1	0	0	0
<u>PROPERTY DAMAGE ACCIDENT</u>	20	29	28	39	18	26	<u>TOTAL:</u>	188	206	240	289	285	283
							<u>ACCIDENTS INVOLVING DEER</u>	16	12	11	7	11	8
							<u>SUMMONS ISSUED</u>	148	144	219	169	244	248
<u>DAYLIGHT/DARKNESS</u>							<u>ACCIDENTS INVOLVING PEDESTRIANS</u>						
Daylight:	143	166	179	237	236	225	Injury:	4	9	5	2	8	10
Darkness:	45	40	61	52	49	58	Non-Injury:	0	0	0	1	0	0
Unknown:	0	0	0	0	0	0	Fatal:	0	0	0	0	0	0
<u>TOTAL:</u>	188	206	240	289	285	283	Other:	0	0	0	0	0	0
<u>NUMBER OF ACCIDENTS BY DAY</u>							<u>ACCIDENTS INVOLVING BICYCLISTS</u>						
Unknown:	0	0	0	0	0	0	Injury:	4	0	2	6	3	5
Monday:	23	25	25	46	29	42	Non-Injury:	0	0	0	0	2	0
Tuesday:	31	41	41	52	52	53	Fatal:	0	0	0	0	0	0
Wednesday:	32	23	41	39	50	34	Other:	0	0	0	0	0	0
Thursday:	30	26	39	56	59	45							
Friday:	29	34	44	57	43	61	<u>ACCIDENTS INVOLVING MOTORCYCLES</u>						
Saturday:	28	34	33	14	27	32	Injury:	0	0	0	0	0	3
Sunday:	15	23	17	25	25	16	Non-Injury:	0	0	0	0	0	0
<u>TOTAL:</u>	188	206	240	289	285	283	Fatal:	0	0	0	0	0	0
							Other:	0	0	0	0	0	0
<u>TIMES OF DAY</u>													
0001 - 0100:	1	0	2	1	5	1	<u>FATAL ACCIDENTS</u>	0	0	0	0	0	1
0101 - 0200:	0	3	2	0	1	2							
0201 - 0300:	1	0	5	1	2	1							
0301 - 0400:	0	0	0	0	1	0							
0401 - 0500:	1	0	0	0	1	1	<u>PRIVATE PROPERTY LOCATIONS</u>	26	25	43	20	20	26
0501 - 0600:	1	0	1	3	4	2							
0601 - 0700:	6	1	4	5	4	2	<u>WEATHER CONDITIONS</u>						
0701 - 0800:	16	10	16	12	12	11	Overcast:	2	38	3	0	2	1
0801 - 0900:	19	6	12	22	23	18	Snow:	4	13	10	2	13	14
0901 - 1000:	9	12	11	15	20	13	Rain:	22	10	18	27	29	21
1001 - 1100:	8	13	14	11	21	13	Clear:	160	145	209	260	241	247
1101 - 1200:	16	18	12	16	17	15	<u>TOTAL:</u>	188	206	240	289	285	283
1201 - 1300:	14	19	15	19	18	29							
1301 - 1400:	16	24	15	19	21	23							
1401 - 1500:	10	20	13	27	22	16							
1501 - 1600:	19	16	33	29	31	25							
1601 - 1700:	6	13	16	32	23	29							
1701 - 1800:	16	17	20	28	19	30							
1801 - 1900:	8	12	12	11	8	19							
1901 - 2000:	9	8	16	17	12	13							
2001 - 2100:	4	6	8	8	9	8							
2101 - 2200:	4	2	7	5	6	6							
2201 - 2300:	2	4	4	5	4	5							
2301 - 2400:	2	2	2	3	1	1							
Unknown:	0	0	0	0	0	0							
<u>TOTAL:</u>	188	206	240	289	285	283							

USE OF FORCE

2025

	<u>Jan</u>	<u>Feb</u>	<u>Mar</u>	<u>Apr</u>	<u>May</u>	<u>Jun</u>	<u>Jul</u>	<u>Aug</u>	<u>Sep</u>	<u>Oct</u>	<u>Nov</u>	<u>Dec</u>	<u>Total</u>
Total Number of Use of Force Incidents	1	0	1	0	0								2
Persons against whom force was used	1	0	1	0	0								2
Total Number Officer use of Physical Force	4	0	3	0	0								7
Total Number Officer use of Mechanical Force	0	0	0	0	0								0
Total Officer Show of Force	2	0	0	0	0								2
Total Officer use of Deadly Force	0	0	0	0	0								0

January	25-00202 (UOF), 25-00466 (SOF)
February	-
March	25-06664 (UOF)
April	-
May	-
June	
July	
August	
September	
October	
November	
December	

(These totals do not reflect the NJSP NIBRS criteria, totals are Princeton Police policy totals only.)