


**PRINCETON POLICE
DEPARTMENT
CHIEF'S MONTHLY REPORT**



**MARCH
2026**

TABLE OF CONTENTS

COMMUNITY RELATIONS BUREAU	1-4
DETECTIVE BUREAU	5
ARRESTS	6
POLICE CALLS FOR SERVICE	7
OFFENSES	8
NON-CRIMINAL INCIDENTS	9
SUMMONSES	10
PARKING VIOLATIONS	11
ORDINANCE VIOLATIONS	12
PATROL OVERTIME	13
DETECTIVE OVERTIME	14
GENDER/ETHNICITY REPORT	15
SUMMONS VS. WARNING BY RACE	16
MOTOR VEHICLE ACCIDENT STATISTICS	17
USE OF FORCE	18

Community Relations Bureau Monthly Report (CRB)

March 2026

Activities to Note:

- ❖ Sgt. Navas installed three (3) child safety seats for Princeton residents.
- ❖ CRB conducted 134 Community Policing events.
- ❖ CRB conducted 16 Foot Patrol assignments.
- ❖ CRB conducted 13 Building Checks.
- ❖ CRB conducted 38 school details.
- ❖ CRB conducted 19 vacant house checks
- ❖ CRB joined St. Paul's School for Read Across America 2026



- ❖ CRB hosted Matcha with a Cop



- ❖ CRB partnered with Greater Mercer TMA for a bike safety presentation at CP School



- ❖ CRB hosted a successful Citizen's Police Academy Reunion at police headquarters



- ❖ CRB joined volunteers from Meals on Wheels of Mercer County



- ❖ CRB went to CP School for a special read with a Police Officer event where officers read in Spanish.



- ❖ CRB visited Riverside Elementary School for its Wellness Fair



- ❖ CRB followed up on abandoned bicycle complaints in the CBD area where they tagged 29 bicycles that were potentially abandoned. Upon CRB's follow-up, only one bicycle was removed.
- ❖ CRB was actively recruiting for Police Officer position in March via social media and they also hosted an Open House at the PD.

Princeton Police Department
Detective Bureau
Monthly Report –March 2026

Cases Assigned This Month	Running Open Investigations	Cases Closed This Month
24	25	13

Juvenile Report

Juvenile Petition	Station House Adjustment	Curb Side Warnings
2	1	0

Background Investigations

Solicitor	Firearms	PFARS	Dispatch	Megan’s Law Registrations	Crossing Guard
1	3	0	0	1	1

Comparison

- March 2026: 24 cases assigned Mar. 2025: 50 cases assigned
- YTD 2026: 127 cases assigned YTD: 2025: 146 cases assigned

Firearms

- March 2026: 3 March 2025: 5
- Total YTD 2026: 35 Total YTD 2025: 30
- Permit to Carry Mar. 2026: 0 Permit to Carry March 2025: 3
- Permit to Carry YTD 2026: 3 Permit to Carry YTD 2025: 5

ARRESTS

	<u>Jan</u>	<u>Feb</u>	<u>Mar</u>	<u>Apr</u>	<u>May</u>	<u>Jun</u>	<u>Jul</u>	<u>Aug</u>	<u>Sep</u>	<u>Oct</u>	<u>Nov</u>	<u>Dec</u>	<u>YTD</u>
<u>2026</u>	13	13	8										34
<u>2025</u>	12	11	10	11	14	11	20	11	15	24	14	13	166
<u>2024</u>	15	14	14	12	11	15	11	15	14	13	14	12	160
<u>2023</u>	11	11	16	16	13	15	17	17	8	8	9	9	150
<u>2022</u>	16	7	19	9	17	15	11	12	10	15	11	10	152
<u>2021</u>	5	9	4	4	4	6	8	11	11	11	17	10	100

POLICE CALLS FOR SERVICE

	<u>Jan</u>	<u>Feb</u>	<u>Mar</u>	<u>Apr</u>	<u>May</u>	<u>Jun</u>	<u>Jul</u>	<u>Aug</u>	<u>Sep</u>	<u>Oct</u>	<u>Nov</u>	<u>Dec</u>	<u>YTD</u>
<u>2026</u>	3,957	3,787	3,996										11,740
<u>2025</u>	2,971	3,135	3,116	3,688	3,401	3,311	3,285	3,130	3,302	3,182	3,114	3,228	38,863
<u>2024</u>	3,410	3,153	3,355	3,986	4,310	3,785	3,413	3,385	3,349	3,438	2,945	2,777	41,306
<u>2023</u>	3,116	2,989	3,011	2,925	3,335	2,897	2,617	2,737	2,899	2,969	2,700	2,655	34,850
<u>2022</u>	2,696	2,709	3,029	3,069	3,197	3,186	2,710	2,612	2,999	3,399	2,914	2,768	35,288
<u>2021</u>	1,772	1,760	2,193	2,301	2,582	2,569	2,658	2,865	3,048	3,133	2,770	2,494	30,145

MARCH OFFENSES

	<u>March 2021</u>	<u>March 2022</u>	<u>March 2023</u>	<u>March 2024</u>	<u>March 2025</u>	<u>March 2026</u>	<u>YTD 2026</u>
Assault/Aggravated	1	2	1	3	2	0	1
Assault/Simple	2	6	0	1	2	9	20
Burglary	1	1	3	0	1	2	2
Burglary to Vehicle	0	3	0	0	1	0	2
Criminal Mischief	6	12	4	4	6	5	13
CDS Possession – Marijuana	0	0	0	2	0	0	0
CDS Possession – Heroin	0	0	0	0	0	0	0
DUI	2	3	6	5	1	3	9
Robbery	0	0	0	0	0	0	0
Sexual Assault	2	2	1	0	1	1	3
Theft	4	15	14	6	9	10	33
TOTAL	18	44	29	21	23	30	83

MARCH NON-CRIMINAL INCIDENTS

<u>NON-CRIMINAL INCIDENTS</u>	<u>March 2021</u>	<u>March 2022</u>	<u>March 2023</u>	<u>March 2024</u>	<u>March 2025</u>	<u>March 2026</u>	<u>YTD 2026</u>
Alarms Auto	1	0	0	1	0	0	0
Alarms Burglar	0	5	0	2	0	0	1
Alarms Commercial Burglar	27	24	15	24	21	16	55
Alarms Commercial Fire	16	27	16	20	24	36	92
Alarms Fire	2	3	4	3	0	4	8
Alarms Medical	9	10	13	6	19	13	43
Alarms Other	1	1	3	5	0	7	17
Alarms Panic	8	4	4	2	3	1	8
Alarms Residential Burglar	39	40	38	45	46	34	96
Alarms Residential Fire	14	9	10	14	18	18	51
Animal Complaints	20	19	17	9	12	13	38
Emotionally Disturbed Person	12	11	17	26	9	17	47
Fire (Other) Gas, Odor of Smoke	11	7	6	17	22	14	36
Fire Commercial	0	0	0	1	0	1	3
Fire Dwelling	1	0	0	2	0	0	2
Fire Vehicle	0	0	0	1	3	0	0
Firearms Applicant	15	6	4	7	5	3	33
Foot Patrol	47	103	56	71	107	80	192
Medical Call	152	143	189	178	187	204	575
Missing Person	3	1	5	1	4	3	6
Motor Vehicle Stop	45	522	452	740	403	697	2124
MVC Involving Injury	5	7	10	5	8	8	23
MVC No Injury	24	43	67	41	46	36	145
MVC No Report	6	6	9	4	8	88	25
MVC With Bicycle	0	1	1	1	0	22	2
MVC With Deer	2	2	1	2	0	11	6
MVC With Pedestrian	1	2	0	2	3	00	1
Noise Complaint	22	15	17	18	13	23	50
School Crossing	224	114	208	6	9	14	45
School Detail	0	32	24	72	36	82	203
Urinating in Public	0	2	1	0	0	0	2
Non-Criminal – TOTAL	707	1159	1187	1326	1006	1395	3929

MARCH SUMMONSES

<u>SUMMONS TYPE</u>	<u>March 2021</u>	<u>March 2022</u>	<u>March 2023</u>	<u>March 2024</u>	<u>March 2025</u>	<u>March 2026</u>	<u>YTD 2026</u>
All Other (ordinances/moving)	21	89	104	181	101	143	374
Careless Driving	11	25	32	25	26	33	105
Cell Phone	2	5	0	5	0	0	4
Driving While Intoxicated	2	3	7	5	1	3	10
Driving While Suspended	1	10	7	12	7	9	43
Failure to Exhibit Documents	1	7	12	19	10	6	24
Failure to Inspect	0	5	13	16	8	14	36
Failure to Wear Seatbelt	0	3	3	2	0	2	4
Failure to Yield to Pedestrian in Crosswalk	3	4	1	7	0	5	14
Maintenance of Lamps	0	6	1	9	10	10	23
Speeding	6	44	51	77	26	78	191
Uninsured Motorist	1	1	5	7	5	4	11
Unlicensed Driver	1	12	4	9	15	6	20
Unregistered Vehicle	0	25	48	57	28	50	149
Total Summonses	49	239	288	431	237	363	1008

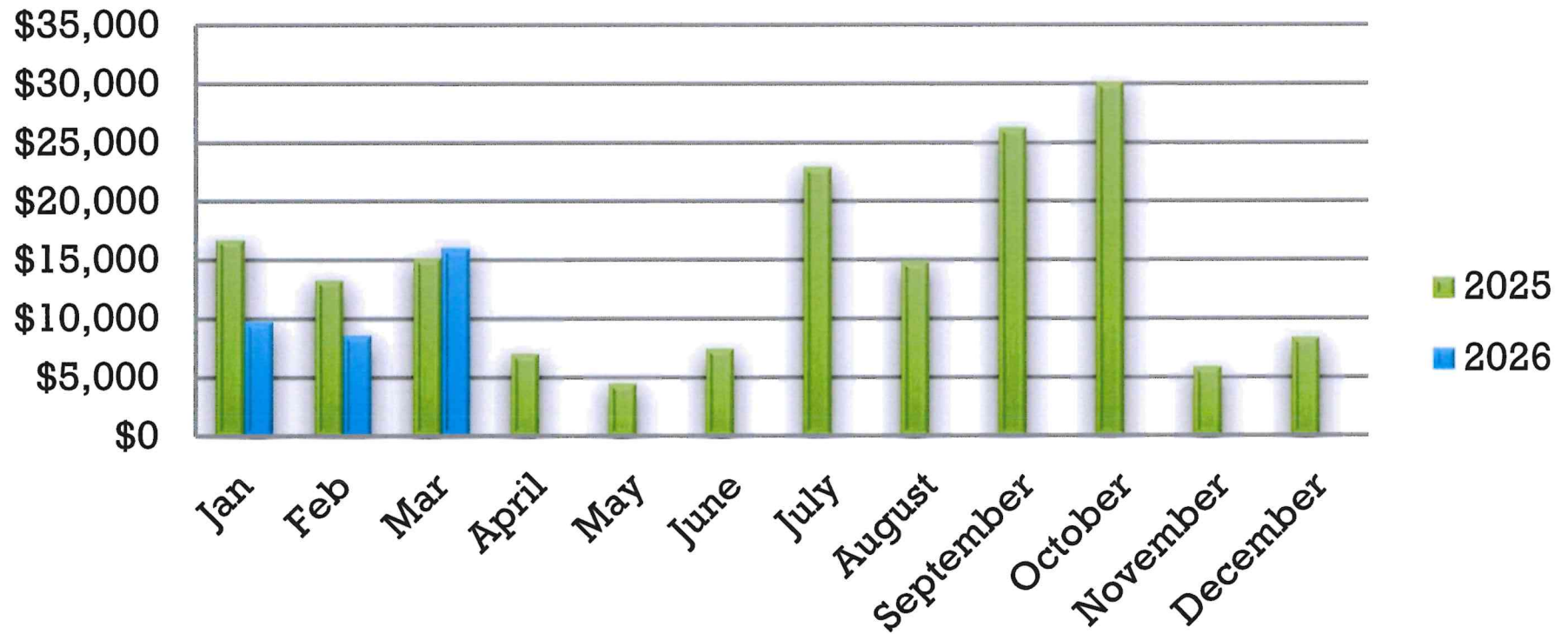
MARCH PARKING VIOLATIONS

<u>PARKING ORDINANCE</u>	<u>March 2021</u>	<u>March 2022</u>	<u>March 2023</u>	<u>March 2024</u>	<u>March 2025</u>	<u>March 2026</u>	<u>YTD 2026</u>
Bus Zone	1	1	1	0	0	0	0
Loading Zone	32	37	109	124	54	81	270
Parking Within Designated Parking Stalls	4	13	11	7	31	23	114
No Parking Zones/Anytime	3	61	51	27	54	65	193
Park Between 2AM & 6AM 1hr Limit	0	0	0	207	120	127	296
Parking Limit 2 hrs Between 8AM & 6PM	0	66	41	14	35	89	188
Park Between 2AM & 6AM in Municipal Yard	0	0	10	0	0	0	0
Meters	582	1745	1649	616	980	1173	3244
Meter Feeding	0	0	1	8	0	0	0
Parking in Handicap Space	0	0	0	2	2	1	7
All Others	14	117	106	61	97	110	303
Total - Parking Violations	636	2,040	1,979	1,066	1373	1669	4615

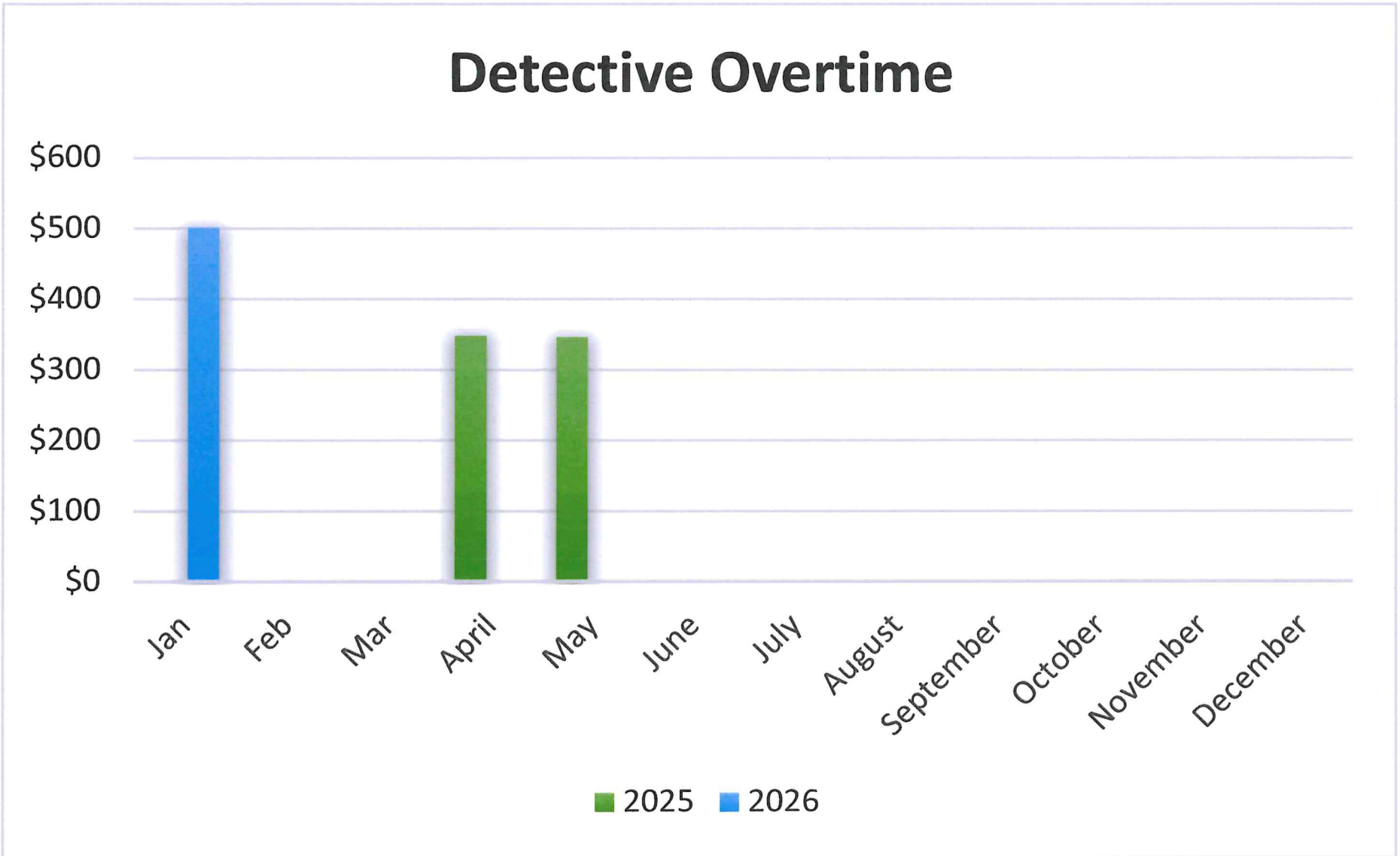
MARCH ORDINANCE VIOLATIONS

ORDINANCE VIOLATION	March 2021	March 2022	March 2023	March 2024	March 2025	March 2026	YTD 2026
Bicycles/Skateboards Prohibited	0	0	3	0	0	0	0
Consumption of Alcohol in Park	0	0	0	0	0	0	0
Construction After Hours	0	0	0	0	0	0	0
Disorderly Conduct	0	0	0	0	0	0	0
Dog Without a Leash	0	0	0	0	0	0	0
False Alarm – 2nd Offense	2	3	0	0	0	0	0
False Alarm – 3rd Offense	0	0	0	0	0	0	0
False Alarm – 4th Offense	0	0	0	0	0	0	0
Failure to Register Alarm	0	5	4	1	0	1	1
Failure to Remove Snow	0	0	0	0	0	5	5
Idling Vehicle	0	0	0	0	0	0	0
In Park After Hours	0	0	0	0	0	0	0
Left Turn Prohibited	0	1	2	1	0	0	0
Littering	0	0	0	0	0	0	0
Noise Complaint	0	0	0	0	0	1	1
No U-turn	0	0	0	0	0	0	0
Open Container	1	0	1	3	0	2	2
Other	0	0	0	0	0	0	0
Overweight Vehicle	2	5	2	3	1	0	1
Urinating in Public	0	2	0	0	0	1	3
TOTAL	5	16	12	8	1	10	13

Patrol Overtime



Detective Overtime





Princeton Police Department

1 Valley Road, Princeton, NJ 08540

Phone: 609-921-2100 Fax: 609-924-8197 Mun. Code: 1110

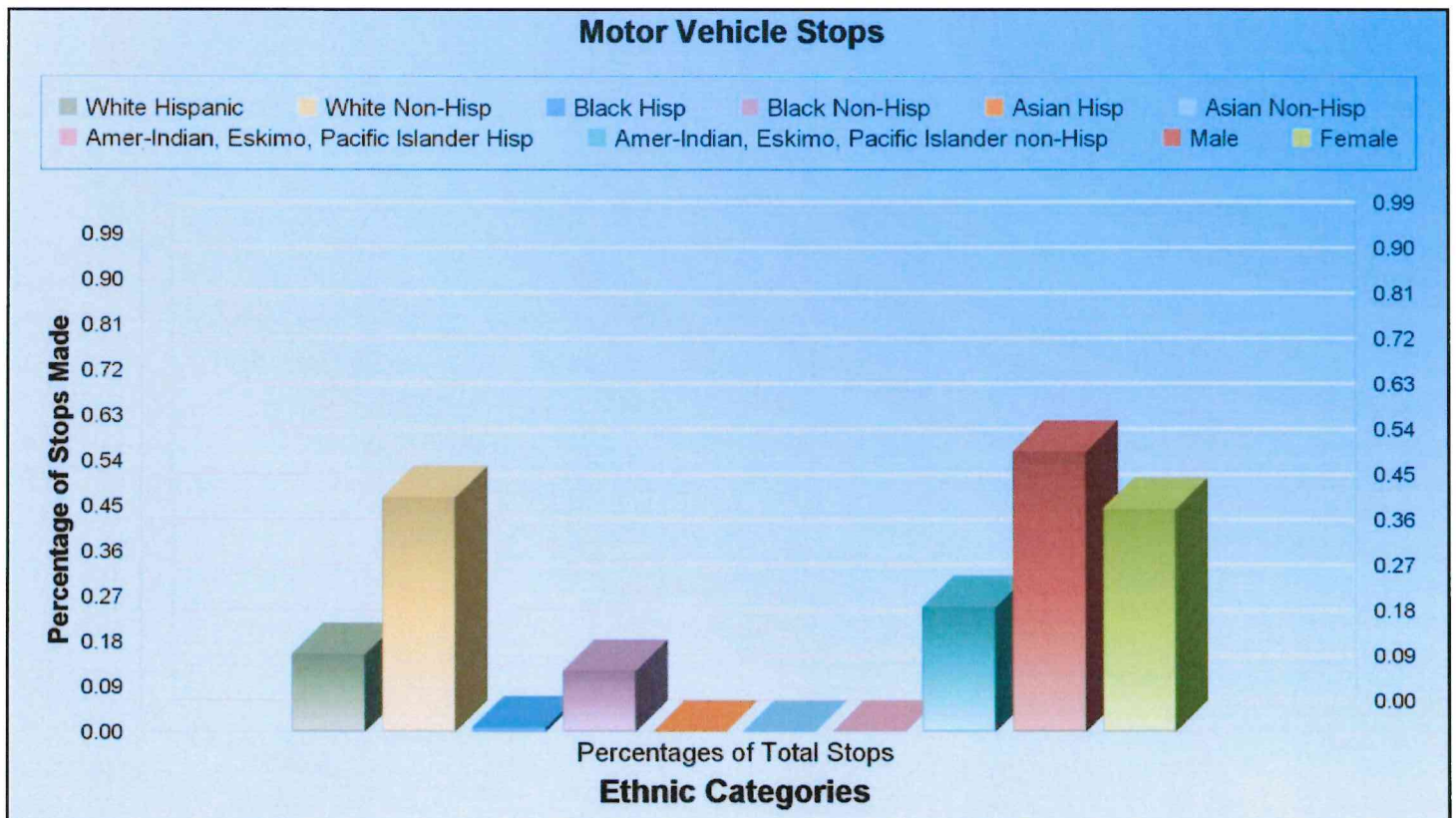
Gender & Ethnicity Report - MV Stops

Total MV Stops: 697

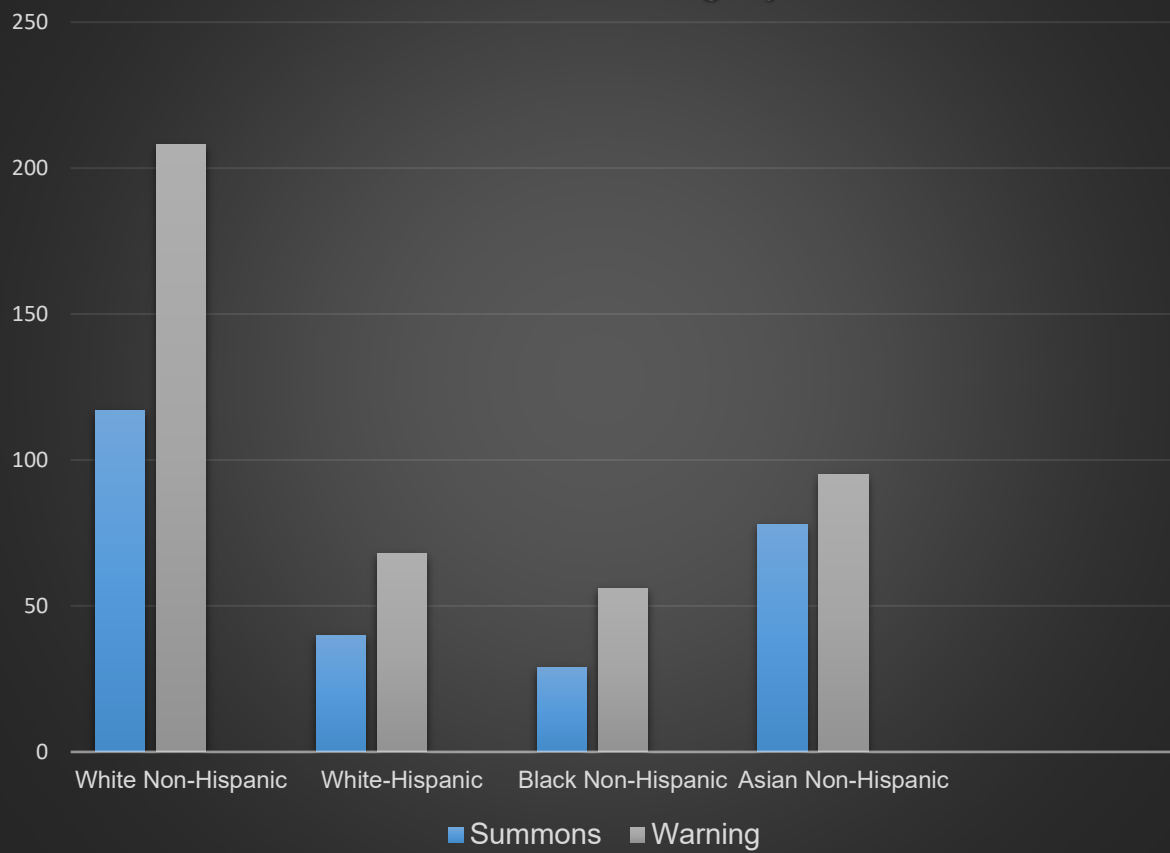


Gender / Ethnic breakdown shown in percentages of overall number of MV Stops

Race Code	Total #	Percentage
White Hisp.	108	15.49%
White Non Hisp.	325	46.63%
Black Hisp.	6	0.86%
Black Non-Hisp.	85	12.20%
Native Amer/Eskimo Hisp.	0	0.00%
Native Amer/Eskimo Non-Hisp.	0	0.00%
Asian Hisp.	0	0.00%
Asian Non-Hisp	173	24.82%
Male	388	55.67%
Female	309	44.33%



MARCH 2026 Summons vs. Warning by Race



Native American or Eskimo – a person having origins in any of the original peoples of the Americas and maintaining cultural identification through tribal affiliations or community recognition.

Asian or Pacific Islander – a person having origins in any of the original peoples of the Far East, Southeast Asia, the Indian subcontinent or the Pacific Islands.

Black – a person having origins in any of the black racial groups of Africa

White – a person having origins in any of the original peoples of Europe, North Africa, or Middle East

**PRINCETON POLICE DEPARTMENT
MARCH YEAR-TO-DATE (2021 to 2026) MVC Report**

	<u>2021</u>	<u>2022</u>	<u>2023</u>	<u>2024</u>	<u>2025</u>	<u>2026</u>		<u>2021</u>	<u>2022</u>	<u>2023</u>	<u>2024</u>	<u>2025</u>	<u>2026</u>
<u>VEHICLES INVOLVED</u>	199	245	317	268	310	301	<u>ROAD CONDITIONS</u>						
							Dry:	90	109	137	108	142	122
<u>INJURIES INVOLVED</u>	18	17	29	19	22	26	Wet:	12	19	33	27	12	10
							Snow:	14	4	0	11	14	27
<u>CRASHES WITH INJURIES</u>	17	14	24	17	23	23	Ice:	1	8	1	4	3	7
							Other:	0	1	0	0	0	2
<u>PROPERTY DAMAGE CRASHES</u>	17	16	24	11	18	13	<u>TOTAL:</u>	117	141	171	150	171	168
							<u>CRASHES INVOLVING DEER</u>	9	8	6	6	6	6
							<u>SUMMONS ISSUED</u>	82	108	169	91	158	129
<u>DAYLIGHT/DARKNESS</u>							<u>CRASHES INVOLVING PEDESTRIANS</u>						
Daylight:	91	104	132	121	130	137	Injury:	5	2	1	3	7	1
Darkness:	26	37	39	29	41	31	Non-Injury:	0	0	1	0	0	0
Unknown:	0	0	0	0	0	0	Fatal:	0	0	0	0	0	0
<u>TOTAL:</u>	117	141	171	150	171	168	Other:	0	0	0	0	0	0
<u>NUMBER OF CRASHES BY DAY</u>							<u>CRASHES INVOLVING BICYCLISTS</u>						
Unknown:	0	0	0	0	0	0	Injury:	0	2	2	2	3	2
Monday:	11	16	23	13	26	24	Non-Injury:	0	0	0	0	0	0
Tuesday:	23	20	34	24	30	24	Fatal:	0	0	0	0	0	0
Wednesday:	16	27	25	30	20	25	Other:	0	0	0	0	0	0
Thursday:	10	24	34	34	29	19	<u>CRASHES INVOLVING MOTORCYCLES</u>						
Friday:	20	29	36	23	37	26	Injury:	0	0	0	0	0	0
Saturday:	22	16	4	13	22	27	Non-Injury:	0	0	0	0	0	0
Sunday:	15	9	15	13	7	23	Fatal:	0	0	0	0	0	0
<u>TOTAL:</u>	117	141	171	150	171	168	Other:	0	0	0	0	0	0
<u>TIMES OF DAY</u>							<u>FATAL CRASHES</u>	0	0	0	0	1	0
0001 - 0100:	0	1	1	2	0	2	<u>PRIVATE PROPERTY LOCATIONS</u>	16	17	9	3	19	19
0101 - 0200:	3	0	0	1	0	2	<u>WEATHER CONDITIONS</u>						
0201 - 0300:	0	2	1	1	0	2	Other:	38	0	0	2	1	0
0301 - 0400:	0	0	0	0	0	0	Snow:	13	10	2	13	14	26
0401 - 0500:	0	0	0	0	0	0	Rain:	3	10	21	16	4	6
0501 - 0600:	0	0	3	3	1	1	Clear:	63	121	148	119	152	136
0601 - 0700:	0	3	5	1	1	4	<u>TOTAL:</u>	117	141	171	150	171	168
0701 - 0800:	7	12	9	10	6	10							
0801 - 0900:	5	7	16	14	11	20							
0901 - 1000:	7	7	9	15	10	15							
1001 - 1100:	7	10	8	10	7	8							
1101 - 1200:	9	10	12	6	10	9							
1201 - 1300:	9	8	9	11	17	14							
1301 - 1400:	11	11	11	13	17	11							
1401 - 1500:	14	4	12	9	9	9							
1501 - 1600:	8	21	16	17	12	14							
1601 - 1700:	11	9	18	7	17	11							
1701 - 1800:	11	11	15	12	20	7							
1801 - 1900:	6	7	6	2	13	8							
1901 - 2000:	6	7	9	5	9	7							
2001 - 2100:	1	4	4	4	5	4							
2101 - 2200:	1	3	3	3	3	6							
2201 - 2300:	1	3	2	3	2	2							
2301 - 2400:	0	1	2	1	1	2							
Unknown:	0	0	0	0	0	0							
<u>TOTAL:</u>	117	141	171	150	171								

USE OF FORCE

2026

	<u>Jan</u>	<u>Feb</u>	<u>Mar</u>	<u>Apr</u>	<u>May</u>	<u>Jun</u>	<u>Jul</u>	<u>Aug</u>	<u>Sep</u>	<u>Oct</u>	<u>Nov</u>	<u>Dec</u>	<u>Total</u>
Total Number of Use of Force Incidents	0	0	0										0
Persons against whom force was used	0	0	0										0
Total Number Officer use of Physical Force	0	0	0										0
Total Number Officer use of Mechanical Force	0	0	0										0
Total Officer Show of Force	2	0	0										2
Total Officer use of Deadly Force	0	0	0										0

January	26-03182 (SOF)
February	-
March	-
April	
May	
June	
July	
August	
September	
October	
November	
December	

(These totals do not reflect the NJSP NIBRS criteria, totals are Princeton Police policy totals only.)