


**PRINCETON POLICE
DEPARTMENT
CHIEF'S MONTHLY REPORT**



**JULY
2025**

TABLE OF CONTENTS

SAFE NEIGHBORHOOD BUREAU	1
DETECTIVE BUREAU	2
ARRESTS	3
POLICE CALLS FOR SERVICE	4
OFFENSES	5
NON-CRIMINAL INCIDENTS	6
SUMMONSES	7
PARKING VIOLATIONS	8
ORDINANCE VIOLATIONS	9
PATROL OVERTIME	10
DETECTIVE OVERTIME	11
GENDER/ETHNICITY REPORT	12
SUMMONS VS. WARNING BY RACE	13
MOTOR VEHICLE ACCIDENT STATISTICS	14
USE OF FORCE	15

Safe Neighborhood Bureau Monthly Report

July 2025

Activities to Note:

- ❖ Sgt. Navas conducted a community policing detail at Alo.
- ❖ Sgt. Navas assisted patrols with a welfare check.
- ❖ Sgt. Navas tested the panic alarms for the court.
- ❖ Sgt. Navas placed a lock on a residence's door for the Operation Blue Angel Program.
- ❖ Sgt. Navas conducted two vacant house checks.
- ❖ Sgt. Navas conducted a Station Tour for the Littlebrook School.
- ❖ Ptl. King conducted five vacant house checks.
- ❖ Ptl. King conducted a community policing detail at 92 Moore Street, removing a lock on a residence's door for the Operation Blue Angel.

Princeton Police Department

Detective Bureau

Monthly Report – July 2025

Cases Assigned This Month	Open Investigations	Cases Closed This Month
28	6	22

Juvenile Report

Juvenile Petition	Station House Adjustment	Curb Side Warnings
0	0	0

Background Investigations

Solicitor	Firearms	Parking Enf.	Megan's Law Registrations
3	2	0	0

Comparison

- July 2025: 28 cases assigned July 2024: 35 cases assigned
- YTD 2025: 300 cases assigned YTD: 2024: 404 cases assigned

Firearms

- July 2025: 2 July 2024: 4
- Total YTD 2025: 57 Total YTD 2024: 64
- Carry Permit July 2025: 0 Carry Permit July 2024: 1
- Carry Permit Total YTD 2025: 7 Carry Permit Total YTD 2024: 13

ARRESTS

	<u>Jan</u>	<u>Feb</u>	<u>Mar</u>	<u>Apr</u>	<u>May</u>	<u>Jun</u>	<u>Jul</u>	<u>Aug</u>	<u>Sep</u>	<u>Oct</u>	<u>Nov</u>	<u>Dec</u>	<u>YTD</u>
<u>2025</u>	12	11	10	11	14	11	20						89
<u>2024</u>	15	14	14	12	11	15	11	15	14	13	14	12	160
<u>2023</u>	11	11	16	16	13	15	17	17	8	8	9	9	150
<u>2022</u>	16	7	19	9	17	15	11	12	10	15	11	10	152
<u>2021</u>	5	9	4	4	4	6	8	11	11	11	17	10	100
<u>2020</u>	49	38	11	7	6	8	13	7	1	8	10	1	159
<u>2019</u>	33	20	35	33	25	26	32	30	33	30	27	30	354

POLICE CALLS FOR SERVICE

	<u>Jan</u>	<u>Feb</u>	<u>Mar</u>	<u>Apr</u>	<u>May</u>	<u>Jun</u>	<u>Jul</u>	<u>Aug</u>	<u>Sep</u>	<u>Oct</u>	<u>Nov</u>	<u>Dec</u>	<u>YTD</u>
<u>2025</u>	2,971	3,135	3,116	3,688	3,401	3,311	3,285						22,907
<u>2024</u>	3,410	3,153	3,355	3,986	4,310	3,785	3,413	3,385	3,349	3,438	2,945	2,777	41,306
<u>2023</u>	3,116	2,989	3,011	2,925	3,335	2,897	2,617	2,737	2,899	2,969	2,700	2,655	34,850
<u>2022</u>	2,696	2,709	3,029	3,069	3,197	3,186	2,710	2,612	2,999	3,399	2,914	2,768	35,288
<u>2021</u>	1,772	1,760	2,193	2,301	2,582	2,569	2,658	2,865	3,048	3,133	2,770	2,494	30,145
<u>2020</u>	4,163	4,388	2,627	1,753	1,773	2,063	2,229	2,358	2,059	2,502	1,971	1,870	29,756
<u>2019</u>	3,163	3,361	3,849	3,507	3,808	3,749	3,496	3,482	3,378	3,988	3,455	3,045	41,632

JULY OFFENSES

	<u>July</u> <u>2019</u>	<u>July</u> <u>2020</u>	<u>July</u> <u>2021</u>	<u>July</u> <u>2022</u>	<u>July</u> <u>2023</u>	<u>July</u> <u>2024</u>	<u>July</u> <u>2025</u>	<u>YTD</u> <u>2025</u>
Assault/Aggravated	0	0	3	2	2	0	0	5
Assault/Simple	0	3	1	4	5	6	4	16
Burglary	7	0	2	2	0	4	1	10
Burglary to Vehicle	1	0	0	4	1	1	2	14
Criminal Mischief	7	6	11	3	4	6	4	46
CDS Possession – Marijuana	4	3	0	0	0	0	1	1
CDS Possession – Heroin	0	0	0	1	0	0	0	0
DUI	4	0	1	3	3	1	5	22
Robbery	0	0	0	1	2	1	0	0
Sexual Assault	0	0	1	0	2	0	0	3
Theft	23	15	8	9	15	12	11	80
TOTAL	46	27	27	29	34	31	28	197

JULY NON-CRIMINAL INCIDENTS

NON-CRIMINAL INCIDENTS	July 2019	July 2020	July 2021	July 2022	July 2023	July 2024	July 2025	YTD 2025
Alarms Auto	0	0	0	0	0	0	0	0
Alarms Burglar	1	1	0	1	1	0	1	3
Alarms Commercial Burglar	28	23	30	48	27	25	24	147
Alarms Commercial Fire	29	25	28	29	25	27	25	201
Alarms Fire	3	0	5	4	7	2	0	5
Alarms Medical	5	9	22	13	11	25	14	91
Alarms Other	3	4	1	5	5	4	4	35
Alarms Panic	8	6	6	1	3	4	4	19
Alarms Residential Burglar	73	40	59	45	46	72	44	285
Alarms Residential Fire	16	25	17	12	19	18	26	141
Animal Complaints	37	37	28	38	27	29	24	137
Emotionally Disturbed Person	7	16	21	14	10	22	23	107
Fire (Other) Gas, Odor of Smoke	3	12	16	13	12	20	8	120
Fire Commercial	1	2	0	0	1	0	2	4
Fire Dwelling	0	1	1	0	0	2	0	3
Fire Vehicle	0	0	0	1	0	0	0	6
Firearms Applicant	3	40	3	16	4	3	1	48
Foot Patrol	93	107	79	82	40	63	76	652
Medical Call	155	135	113	150	144	149	162	1305
Missing Person	3	5	1	6	4	5	4	20
Motor Vehicle Stop	684	31	357	479	360	471	475	3355
MVC Involving Injury	19	4	4	9	8	9	3	56
MVC No Injury	66	39	48	37	44	36	48	341
MVC No Report	11	3	3	5	10	8	4	51
MVC With Bicycle	3	0	1	1	2	0	0	8
MVC With Deer	3	1	1	1	1	1	1	13
MVC With Pedestrian	1	1	0	0	0	1	0	13
Noise Complaint	23	31	20	28	19	17	20	109
School Crossing	0	0	0	0	0	0	0	110
School Detail	0	0	0	0	0	0	0	215
Urinating in Public	4	0	0	0	1	1	1	3
Non-Criminal – TOTAL	1282	598	864	1038	831	1014	994	7603

JULY SUMMONSES

<u>SUMMONS TYPE</u>	<u>July 2019</u>	<u>July 2020</u>	<u>July 2021</u>	<u>July 2022</u>	<u>July 2023</u>	<u>July 2024</u>	<u>July 2025</u>	<u>YTD 2025</u>
All Other (ordinances/moving)	141	29	76	71	57	87	107	723
Careless Driving	43	19	24	21	23	23	28	202
Cell Phone	10	0	32	7	1	0	3	35
Driving While Intoxicated	4	0	1	3	3	1	5	22
Driving While Suspended	14	1	6	10	7	8	14	80
Failure to Exhibit Documents	5	0	10	6	5	7	12	58
Failure to Inspect	15	0	0	4	5	11	7	69
Failure to Wear Seatbelt	9	0	0	1	2	0	1	14
Failure to Yield to Pedestrian in Crosswalk	5	0	2	2	0	0	1	8
Maintenance of Lamps	11	0	2	2	0	6	7	46
Speeding	153	2	65	33	42	40	26	197
Uninsured Motorist	3	1	2	1	2	5	8	40
Unlicensed Driver	11	0	3	7	9	4	8	54
Unregistered Vehicle	36	2	11	29	26	52	43	294
Total Summonses	460	54	234	197	182	244	270	1842

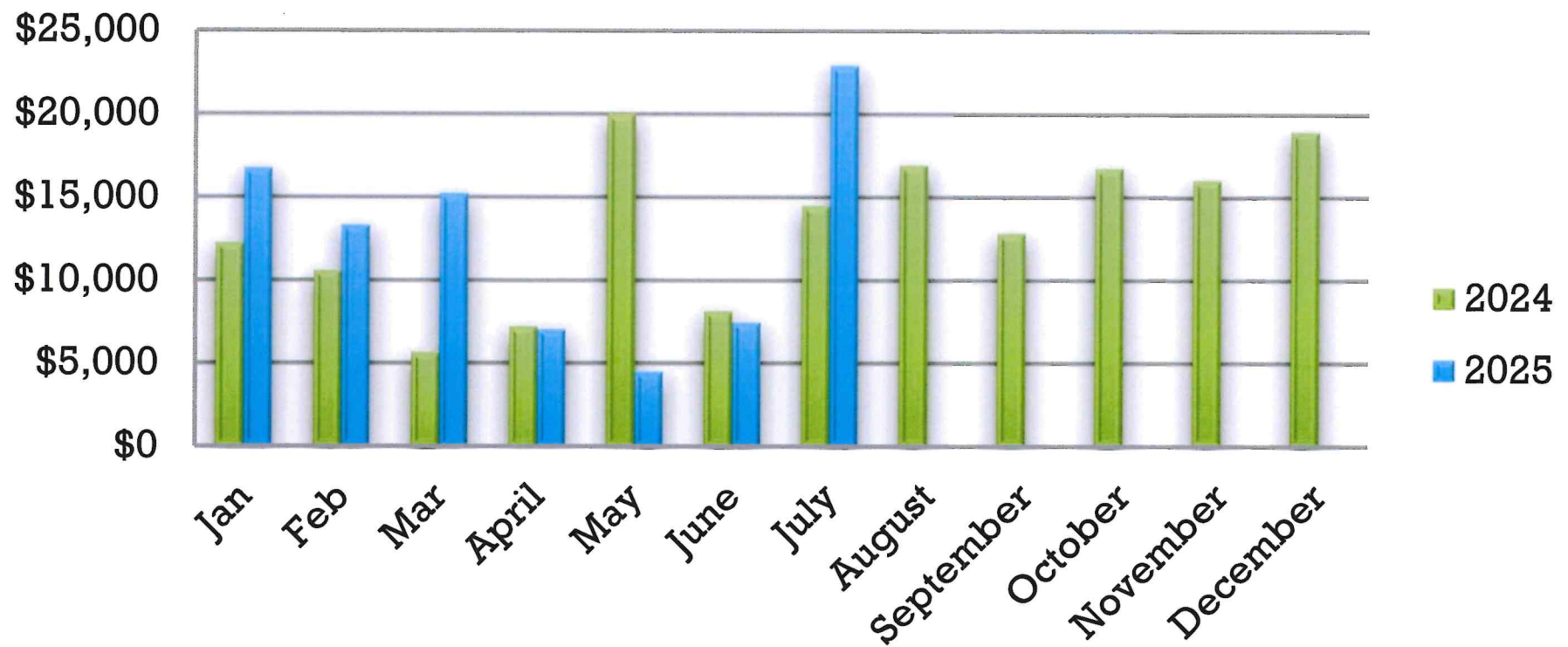
JULY PARKING VIOLATIONS

<u>PARKING ORDINANCE</u>	<u>July 2019</u>	<u>July 2020</u>	<u>July 2021</u>	<u>July 2022</u>	<u>July 2023</u>	<u>July 2024</u>	<u>July 2025</u>	<u>YTD 2025</u>
Bus Zone	4	0	2	0	4	0	3	5
Loading Zone	16	48	36	48	62	79	136	619
Parking Within Designated Parking Stalls	5	3	15	7	12	7	16	199
No Parking Zones/Anytime	25	14	52	30	32	45	92	568
Park Between 2AM & 6AM 1hr Limit	219	0	1	0	211	150	70	628
Parking Limit 2 hrs. Between 8AM & 6PM	5	0	59	18	15	8	27	160
Park Between 2AM & 6AM in Municipal Yard	0	0	0	0	0	1	0	29
Meters	1151	729	1960	1743	1262	530	1591	9408
Meter Feeding	2	0	0	0	0	0	0	0
Parking in Handicap Space	1	2	0	0	0	1	2	20
All Others	87	10	71	105	73	80	92	763
Total - Parking Violations	1515	806	2196	1951	1671	901	2029	12,399

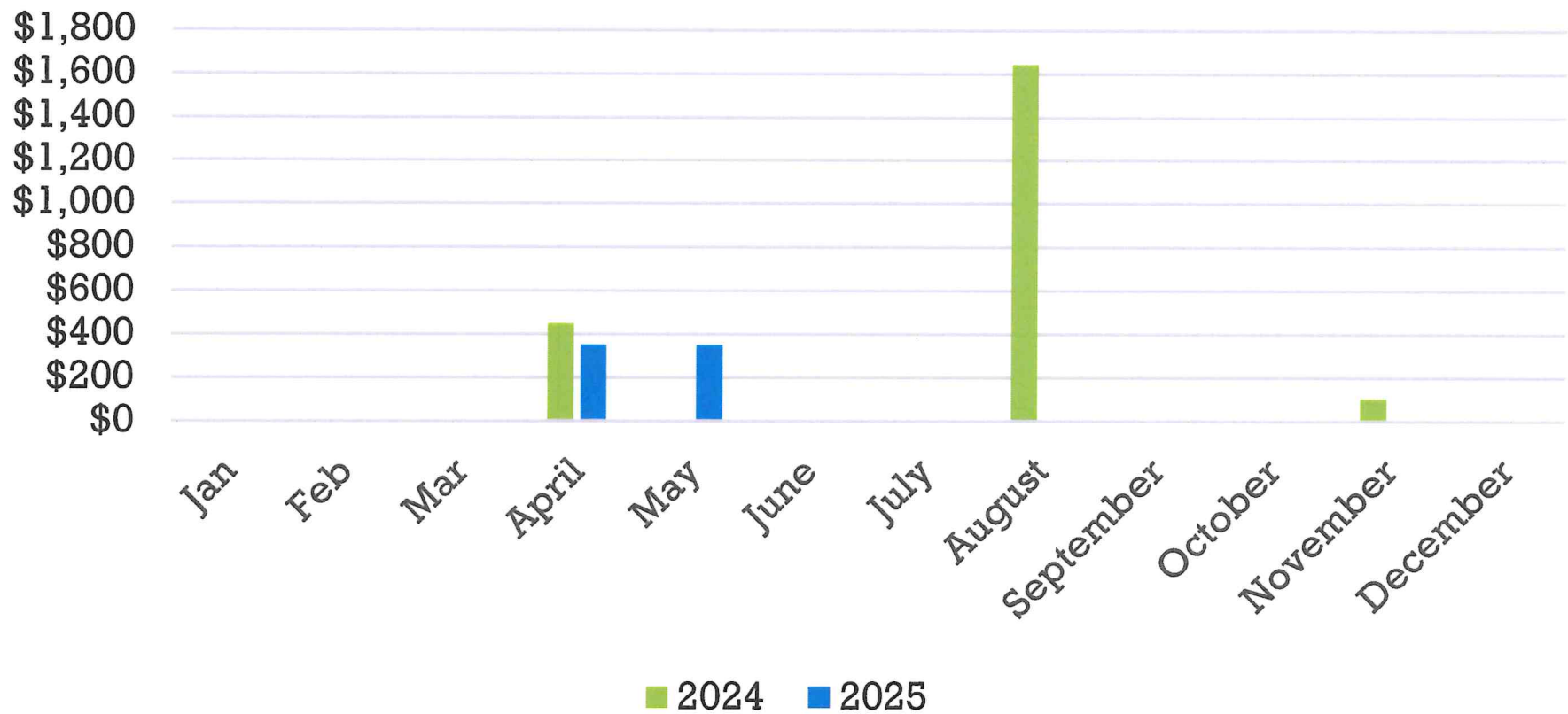
JULY ORDINANCE VIOLATIONS

<u>ORDINANCE VIOLATION</u>	<u>July 2019</u>	<u>July 2020</u>	<u>July 2021</u>	<u>July 2022</u>	<u>July 2023</u>	<u>July 2024</u>	<u>July 2025</u>	<u>YTD 2025</u>
Bicycles/Skateboards Prohibited	0	0	0	0	0	0	0	5
Consumption Alcohol in Park	0	0	0	0	0	0	0	0
Construction After Hours	0	0	0	0	0	0	0	0
Disorderly Conduct	0	0	0	0	0	0	0	0
Disregard of Road Closure	2	0	0	0	0	0	0	0
Dog Without a Leash	0	0	0	0	0	0	0	0
False Alarm – 2nd Offense	16	6	3	2	0	0	1	6
False Alarm – 3rd Offense	5	0	0	1	0	0	0	0
False Alarm – 4th Offense	2	0	0	1	0	0	0	0
Failure to Register Alarm	1	0	3	4	2	0	1	4
Failure to Remove Snow	0	0	0	0	0	0	0	0
Idling Vehicle	0	0	0	0	0	0	0	0
In Park After Hours	2	0	0	0	0	0	0	0
Left Turn Prohibited	1	0	0	0	0	0	2	2
Littering	0	0	0	0	0	1	0	0
Noise Complaint	0	0	0	0	0	0	0	0
No U-turn	0	0	0	0	0	0	0	0
Open Container	0	0	0	1	0	7	0	10
Other	0	0	0	0	0	0	1	5
Overweight Vehicle	17	0	4	15	0	3	0	2
Urinating in Public	4	0	0	0	1	0	0	0
TOTAL	51	6	10	24	3	11	5	34

Patrol Overtime



Detective Overtime





Princeton Police Department

1 Valley Road, Princeton, NJ 08540

Phone: 609-921-2100 Fax: 609-924-8197 Mun. Code: 1110

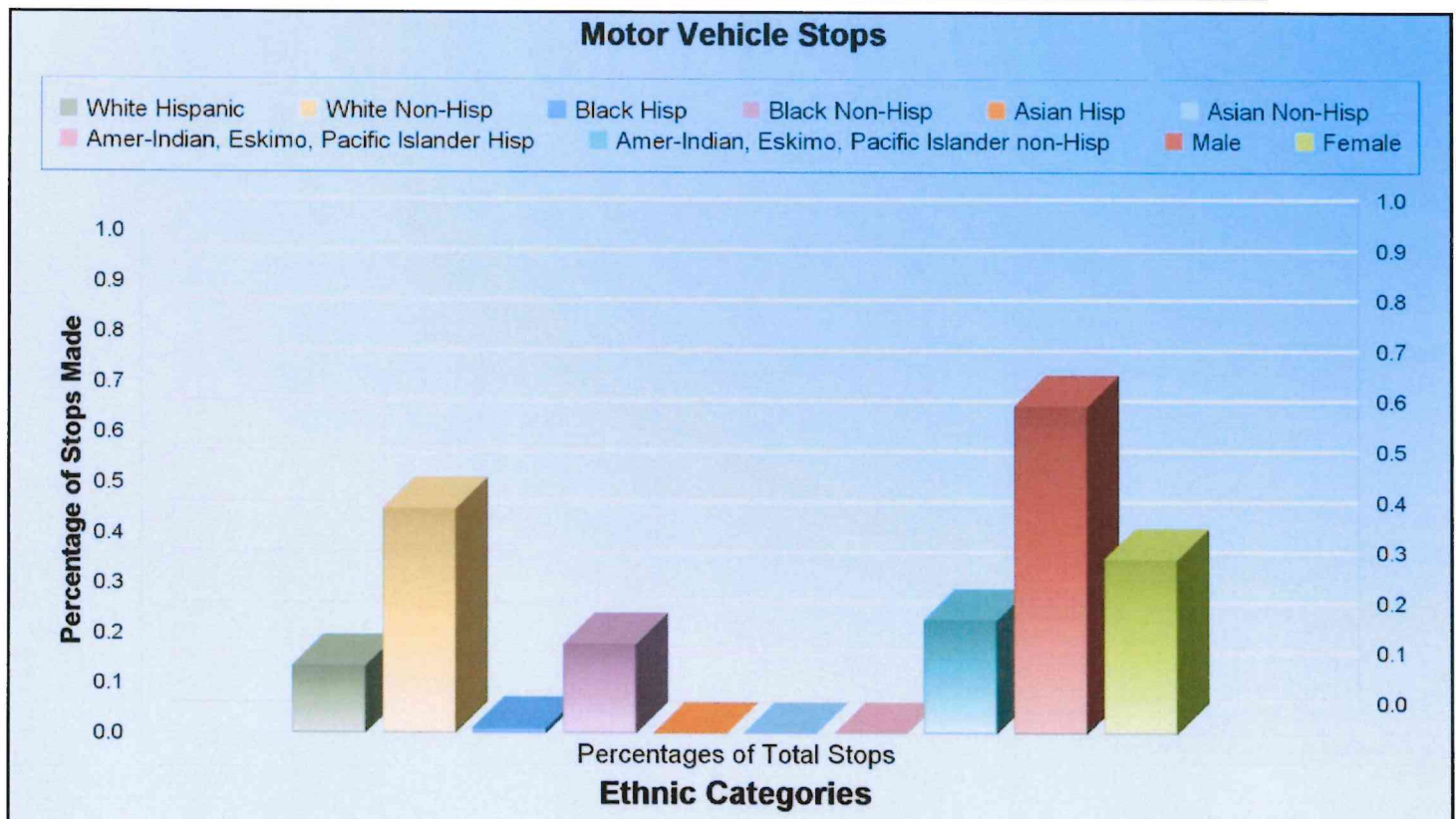
Gender & Ethnicity Report - MV Stops

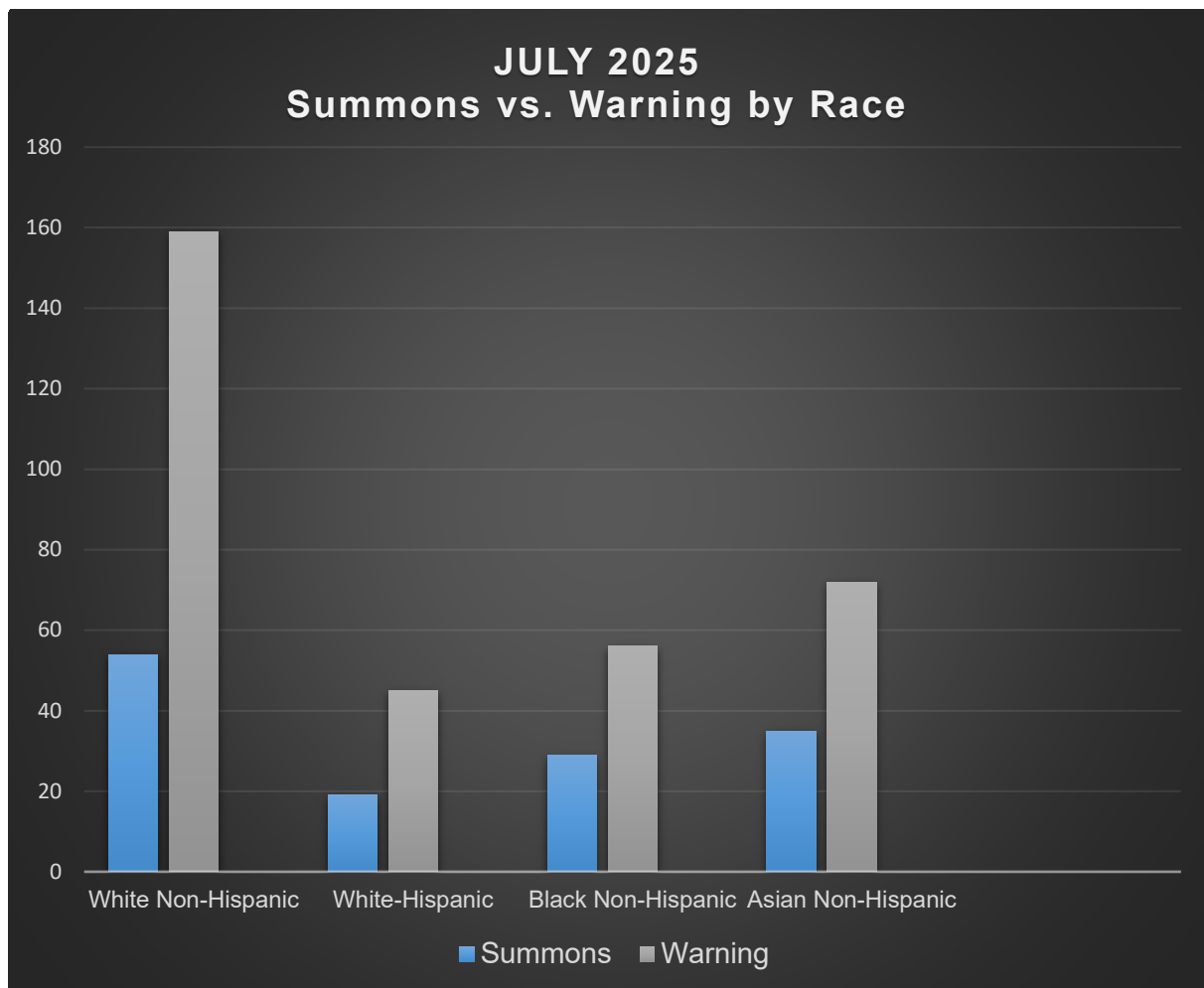
Total MV Stops: 475



Gender / Ethnic breakdown shown in percentages of overall number of MV Stops

Race Code	Total #	Percentage
White Hisp.	64	13.47%
White Non Hisp.	213	44.84%
Black Hisp.	5	1.05%
Black Non-Hisp.	85	17.89%
Native Amer/Eskimo Hisp.	0	0.00%
Native Amer/Eskimo Non-Hisp.	0	0.00%
Asian Hisp.	0	0.00%
Asian Non-Hisp	108	22.74%
Male	310	65.26%
Female	165	34.74%





Native American or Eskimo – a person having origins in any of the original peoples of the Americas and maintaining cultural identification through tribal affiliations or community recognition.

Asian or Pacific Islander – a person having origins in any of the original peoples of the Far East, Southeast Asia, the Indian subcontinent or the Pacific Islands.

Black – a person having origins in any of the black racial groups of Africa

White – a person having origins in any of the original peoples of Europe, North Africa, or Middle East

PRINCETON POLICE DEPARTMENT
JULY YEAR-TO-DATE (2020 to 2025) MVC Report

	2020	2021	2022	2023	2024	2025		2020	2021	2022	2023	2024	2025
<u>VEHICLES INVOLVED</u>	478	557	590	729	720	736	<u>ROAD CONDITIONS</u>						
							Dry:	209	269	282	339	330	342
<u>INJURIES INVOLVED</u>	51	48	51	73	60	64	Wet:	48	27	38	50	50	38
							Snow:	4	14	4	0	11	14
<u>CRASHES WITH INJURIES</u>	41	41	44	53	49	57	Ice:	1	1	8	1	4	3
							Other:	0	0	1	0	0	0
<u>PROPERTY DAMAGE CRASHES</u>	31	35	43	48	32	36	<u>TOTAL:</u>	262	311	333	390	395	397
							<u>CRASHES INVOLVING DEER</u>	17	16	13	10	15	13
							<u>SUMMONS ISSUED</u>	214	239	324	259	336	362
<u>DAYLIGHT/DARKNESS</u>							<u>CRASHES INVOLVING PEDESTRIANS</u>						
Daylight:	208	261	262	323	337	326	Injury:	6	9	5	2	10	13
Darkness:	54	50	71	67	58	71	Non-Injury:	0	0	0	1	0	0
Unknown:	0	0	0	0	2	0	Fatal:	0	0	0	0	0	0
<u>TOTAL:</u>	262	311	333	390	395	397	Other:	0	0	0	0	0	0
<u>NUMBER OF CRASHES BY DAY</u>							<u>CRASHES INVOLVING BICYCLISTS</u>						
Unknown:	0	0	0	0	0	0	Injury:	4	1	3	7	5	7
Monday:	39	42	39	66	46	65	Non-Injury:	0	1	0	1	2	0
Tuesday:	40	60	56	64	73	73	Fatal:	0	0	0	0	0	0
Wednesday:	44	45	62	50	66	55	Other:	0	0	0	0	0	0
Thursday:	39	42	54	80	76	59							
Friday:	46	51	55	74	62	77	<u>CRASHES INVOLVING MOTORCYCLES</u>						
Saturday:	36	45	41	21	38	48	Injury:	0	0	1	2	2	3
Sunday:	18	26	26	35	34	20	Non-Injury:	0	0	0	0	0	0
<u>TOTAL:</u>	262	311	333	390	395	397	Fatal:	0	0	0	0	0	0
							Other:	0	0	0	0	0	0
<u>TIMES OF DAY</u>							<u>FATAL CRASHES</u>	0	0	0	0	0	1
0001 - 0100:	2	1	4	3	6	1							
0101 - 0200:	0	3	3	0	2	2	<u>PRIVATE PROPERTY LOCATIONS</u>	29	40	63	32	26	43
0201 - 0300:	1	0	5	3	2	1							
0301 - 0400:	1	0	0	0	1	0	<u>WEATHER CONDITIONS</u>						
0401 - 0500:	1	1	0	1	1	3	Overcast:	2	38	3	2	2	1
0501 - 0600:	1	0	2	3	4	4	Snow:	8	13	10	2	13	14
0601 - 0700:	6	1	4	7	5	4	Rain:	27	15	21	35	31	24
0701 - 0800:	17	12	16	13	18	17	Clear:	266	245	299	353	349	358
0801 - 0900:	21	12	21	28	27	24	<u>TOTAL:</u>	262	311	333	390	395	397
0901 - 1000:	14	20	13	21	26	20							
1001 - 1100:	15	20	22	17	31	18							
1101 - 1200:	22	27	21	21	26	24							
1201 - 1300:	24	27	22	29	27	38							
1301 - 1400:	24	34	25	27	33	34							
1401 - 1500:	18	31	25	35	36	29							
1501 - 1600:	23	22	39	33	34	37							
1601 - 1700:	12	27	24	45	33	32							
1701 - 1800:	20	24	27	38	25	36							
1801 - 1900:	9	18	15	16	16	25							
1901 - 2000:	10	9	17	21	15	18							
2001 - 2100:	6	9	9	9	10	10							
2101 - 2200:	8	5	8	7	8	10							
2201 - 2300:	2	6	6	7	5	7							
2301 - 2400:	5	2	5	6	4	3							
Unknown:	0	0	0	0	0	0							
<u>TOTAL:</u>	262	311	333	390	395	397							

USE OF FORCE

2025

	<u>Jan</u>	<u>Feb</u>	<u>Mar</u>	<u>Apr</u>	<u>May</u>	<u>Jun</u>	<u>Jul</u>	<u>Aug</u>	<u>Sep</u>	<u>Oct</u>	<u>Nov</u>	<u>Dec</u>	<u>Total</u>
Total Number of Use of Force Incidents	1	0	1	0	0	0	0						2
Persons against whom force was used	1	0	1	0	0	0	0						2
Total Number Officer use of Physical Force	4	0	3	0	0	0	0						7
Total Number Officer use of Mechanical Force	0	0	0	0	0	0	0						0
Total Officer Show of Force	2	0	0	0	0	0	0						2
Total Officer use of Deadly Force	0	0	0	0	0	0	0						0

January	25-00202 (UOF), 25-00466 (SOF)
February	-
March	25-06664 (UOF)
April	-
May	-
June	-
July	-
August	
September	
October	
November	
December	

(These totals do not reflect the NJSP NIBRS criteria, totals are Princeton Police policy totals only.)