


**PRINCETON POLICE  
DEPARTMENT  
CHIEF'S MONTHLY REPORT**



**NOVEMBER  
2025**

## **TABLE OF CONTENTS**

COMMUNITY RELATIONS BUREAU	1-2
DETECTIVE BUREAU	3
ARRESTS	4
POLICE CALLS FOR SERVICE	5
OFFENSES	6
NON-CRIMINAL INCIDENTS	7
SUMMONSES	8
PARKING VIOLATIONS	9
ORDINANCE VIOLATIONS	10
PATROL OVERTIME	11
DETECTIVE OVERTIME	12
GENDER/ETHNICITY REPORT	13
SUMMONS VS. WARNING BY RACE	14
MOTOR VEHICLE ACCIDENT STATISTICS	15
USE OF FORCE	16

## *Community Relations Bureau Monthly Report*

*November 2025*

### **Activities to Note:**

- ❖ Community Relations Bureau handled Court Security for the month of November.
- ❖ Lt. Craven, Michael Yeh, and Sgt. Navas did an Active Shooter Drill at the Riverside School.
- ❖ Sgt. Navas handled a school crossing.
- ❖ Sgt. Navas had an interview with a college student who wanted to interview me regarding children and the Criminal Justice system.
- ❖ Sgt. Navas installed a child safety seat for a resident.
- ❖ Sgt. Navas and many others went to 310 Elm Road to serve Thanksgiving dinner to the residents.



- ❖ Sgt. Navas hosted a coat drive for the Cornerstone Community kitchen and was able to donate eight large contractor style bags to them.



- ❖ Sgt. Navas conducted two vacant house checks.
- ❖ Lt. Thomas, Ptl. King, Michael Yeh went to the Riverside School to speak with staff about their lockdown drill.

**Princeton Police Department**  
**Detective Bureau**  
***Monthly Report –November 2025***

<b>Cases Assigned This Month</b>	<b>Open Investigations</b>	<b>Cases Closed This Month</b>
<b>54</b>	<b>10</b>	<b>44</b>

**Juvenile Report**

<b>Juvenile Petition</b>	<b>Station House Adjustment</b>	<b>Curb Side Warnings</b>
<b>0</b>	<b>4</b>	<b>0</b>

***Background Investigations***

<b>Solicitor</b>	<b>Firearms</b>	<b>PFARS</b>	<b>PSCO</b>	<b>Megan's Law Registrations</b>
<b>0</b>	<b>21</b>	<b>0</b>	<b>1</b>	<b>1</b>

**Comparison**

- Nov. 2025: 54 cases assigned      Nov. 2024: 24 cases assigned
- YTD 2025: 472 cases assigned      YTD: 2024: 499 cases assigned

**Firearms**

- Nov. 2025: 21      Nov. 2024: 10
- Total YTD 2025: 92      Total YTD 2024: 92
- Carry Permit Nov. 2025: 4      Carry Permit Nov. 2024: 3
- Carry Permit Total YTD 2025: 14      Carry Permit Total YTD 2024: 11

## **ARRESTS**

	<u><b>Jan</b></u>	<u><b>Feb</b></u>	<u><b>Mar</b></u>	<u><b>Apr</b></u>	<u><b>May</b></u>	<u><b>Jun</b></u>	<u><b>Jul</b></u>	<u><b>Aug</b></u>	<u><b>Sep</b></u>	<u><b>Oct</b></u>	<u><b>Nov</b></u>	<u><b>Dec</b></u>	<u><b>YTD</b></u>
<u><b>2025</b></u>	12	11	10	11	14	11	20	11	15	24	14		<b>153</b>
<u><b>2024</b></u>	15	14	14	12	11	15	11	15	14	13	14	12	<b>160</b>
<u><b>2023</b></u>	11	11	16	16	13	15	17	17	8	8	9	9	<b>150</b>
<u><b>2022</b></u>	16	7	19	9	17	15	11	12	10	15	11	10	<b>152</b>
<u><b>2021</b></u>	5	9	4	4	4	6	8	11	11	11	17	10	<b>100</b>
<u><b>2020</b></u>	49	38	11	7	6	8	13	7	1	8	10	1	<b>159</b>
<u><b>2019</b></u>	33	20	35	33	25	26	32	30	33	30	27	30	<b>354</b>

## **POLICE CALLS FOR SERVICE**

	<b><u>Jan</u></b>	<b><u>Feb</u></b>	<b><u>Mar</u></b>	<b><u>Apr</u></b>	<b><u>May</u></b>	<b><u>Jun</u></b>	<b><u>Jul</u></b>	<b><u>Aug</u></b>	<b><u>Sep</u></b>	<b><u>Oct</u></b>	<b><u>Nov</u></b>	<b><u>Dec</u></b>	<b><u>YTD</u></b>
<b><u>2025</u></b>	2,971	3,135	3,116	3,688	3,401	3,311	3,285	3,130	3,302	3,182	3,114		<b>35,635</b>
<b><u>2024</u></b>	3,410	3,153	3,355	3,986	4,310	3,785	3,413	3,385	3,349	3,438	2,945	2,777	<b>41,306</b>
<b><u>2023</u></b>	3,116	2,989	3,011	2,925	3,335	2,897	2,617	2,737	2,899	2,969	2,700	2,655	<b>34,850</b>
<b><u>2022</u></b>	2,696	2,709	3,029	3,069	3,197	3,186	2,710	2,612	2,999	3,399	2,914	2,768	<b>35,288</b>
<b><u>2021</u></b>	1,772	1,760	2,193	2,301	2,582	2,569	2,658	2,865	3,048	3,133	2,770	2,494	<b>30,145</b>
<b><u>2020</u></b>	4,163	4,388	2,627	1,753	1,773	2,063	2,229	2,358	2,059	2,502	1,971	1,870	<b>29,756</b>
<b><u>2019</u></b>	3,163	3,361	3,849	3,507	3,808	3,749	3,496	3,482	3,378	3,988	3,455	3,045	<b>41,632</b>

## **NOVEMBER OFFENSES**

	<b><u>November 2019</u></b>	<b><u>November 2020</u></b>	<b><u>November 2021</u></b>	<b><u>November 2022</u></b>	<b><u>November 2023</u></b>	<b><u>November 2024</u></b>	<b><u>November 2025</u></b>	<b><u>YTD 2025</u></b>
<b>Assault/Aggravated</b>	0	1	2	0	2	1	5	12
<b>Assault/Simple</b>	7	2	4	4	8	5	3	33
<b>Burglary</b>	1	0	5	3	1	4	2	16
<b>Burglary to Vehicle</b>	10	3	11	2	4	4	0	15
<b>Criminal Mischief</b>	6	4	12	4	2	11	9	83
<b>CDS Possession – Marijuana</b>	6	0	0	0	0	0	0	2
<b>CDS Possession – Heroin</b>	0	0	0	0	0	0	0	2
<b>DUI</b>	4	3	5	3	2	3	3	39
<b>Robbery</b>	0	0	0	0	1	0	1	3
<b>Sexual Assault</b>	1	0	0	0	2	0	0	3
<b>Theft</b>	23	15	20	20	15	12	11	125
<b>TOTAL</b>	<b>58</b>	<b>28</b>	<b>59</b>	<b>36</b>	<b>37</b>	<b>40</b>	<b>34</b>	<b>333</b>



## NOVEMBER NON-CRIMINAL INCIDENTS

<b><u>NON-CRIMINAL INCIDENTS</u></b>	<b><u>November 2019</u></b>	<b><u>November 2020</u></b>	<b><u>November 2021</u></b>	<b><u>November 2022</u></b>	<b><u>November 2023</u></b>	<b><u>November 2024</u></b>	<b><u>November 2025</u></b>	<b><u>YTD 2025</u></b>
Alarms Auto	0	0	0	2	0	0	0	2
Alarms Burglar	1	0	1	0	1	0	0	3
Alarms Commercial Burglar	33	35	16	21	25	20	23	223
Alarms Commercial Fire	31	13	36	24	30	22	25	323
Alarms Fire	3	1	2	4	4	1	2	11
Alarms Medical	13	10	11	13	15	4	11	135
Alarms Other	2	2	4	1	5	3	8	58
Alarms Panic	2	5	3	4	4	4	2	40
Alarms Residential Burglar	57	22	40	35	50	27	26	404
Alarms Residential Fire	16	15	18	13	14	19	15	229
Animal Complaints	34	31	18	30	18	21	29	233
Emotionally Disturbed Person	9	7	12	9	20	20	14	175
Fire (Other) Gas, Odor of Smoke	7	10	15	10	18	24	10	158
Fire Commercial	1	0	2	0	1	0	0	5
Fire Dwelling	1	1	0	0	0	0	1	6
Fire Vehicle	0	1	0	1	0	2	1	8
Firearms Applicant	2	3	9	17	11	10	13	78
Foot Patrol	55	41	77	58	45	64	49	885
Medical Call	170	103	166	182	177	208	206	2065
Missing Person	6	2	2	3	4	4	2	32
Motor Vehicle Stop	847	12	158	509	365	341	360	4967
MVC Involving Injury	6	7	57	8	15	6	8	86
MVC No Injury	51	37	9	51	49	55	64	563
MVC No Report	11	4	7	6	8	5	6	87
MVC With Bicycle	2	2	1	1	1	1	0	12
MVC With Deer	1	4	1	2	2	3	7	26
MVC With Pedestrian	0	0	2	0	4	2	1	18
Noise Complaint	22	28	25	11	15	15	17	189
School Crossing	121	125	256	194	16	13	16	142
School Detail	33	1	2	21	22	32	24	356
Urinating in Public	2	0	1	1	0	2	1	6
<b>Non-Criminal – TOTAL</b>	<b>1539</b>	<b>522</b>	<b>951</b>	<b>1231</b>	<b>939</b>	<b>928</b>	<b>941</b>	<b>11,525</b>

## **NOVEMBER SUMMONSES**

<b><u>SUMMONS TYPE</u></b>	<b><u>November 2019</u></b>	<b><u>November 2020</u></b>	<b><u>November 2021</u></b>	<b><u>November 2022</u></b>	<b><u>November 2023</u></b>	<b><u>November 2024</u></b>	<b><u>November 2025</u></b>	<b><u>YTD 2025</u></b>
<b>All Other (ordinances/moving)</b>	146	24	44	73	74	86	110	<b>1118</b>
<b>Careless Driving</b>	33	20	40	29	28	26	24	<b>327</b>
<b>Cell Phone</b>	10	0	0	2	0	2	3	<b>59</b>
<b>Driving While Intoxicated</b>	4	3	5	3	2	3	3	<b>39</b>
<b>Driving While Suspended</b>	24	3	2	8	7	7	13	<b>123</b>
<b>Failure to Exhibit Documents</b>	15	2	5	4	9	15	1	<b>78</b>
<b>Failure to Inspect</b>	23	0	2	14	8	8	8	<b>92</b>
<b>Failure to Wear Seatbelt</b>	5	1	0	2	1	0	1	<b>19</b>
<b>Failure to Yield to Pedestrian in Crosswalk</b>	6	0	5	4	1	2	3	<b>25</b>
<b>Maintenance of Lamps</b>	13	0	0	6	6	2	0	<b>51</b>
<b>Speeding</b>	169	0	16	58	36	18	11	<b>290</b>
<b>Uninsured Motorist</b>	5	2	2	3	6	4	4	<b>55</b>
<b>Unlicensed Driver</b>	10	3	4	7	6	5	6	<b>75</b>
<b>Unregistered Vehicle</b>	67	1	11	46	29	29	23	<b>393</b>
<b>Total Summonses</b>	<b>530</b>	<b>59</b>	<b>136</b>	<b>259</b>	<b>213</b>	<b>207</b>	<b>210</b>	<b>2744</b>

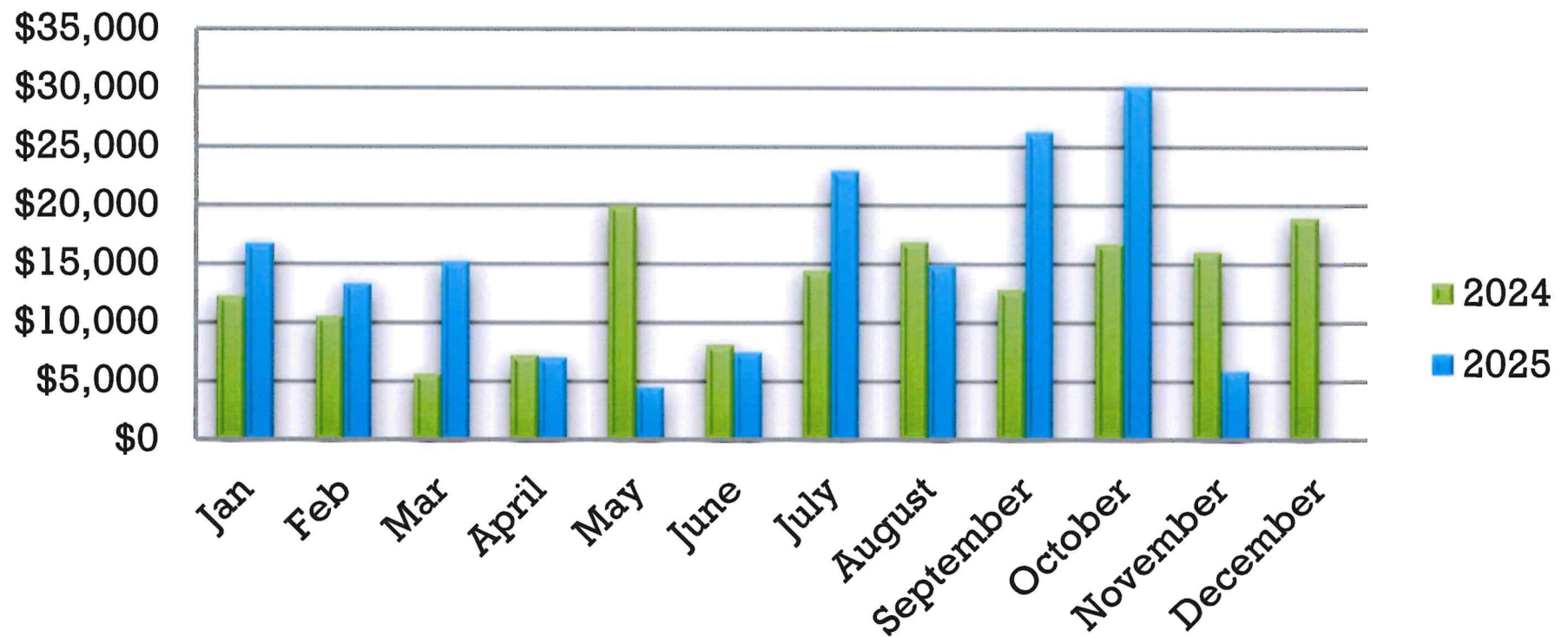
## **NOVEMBER PARKING VIOLATIONS**

<b><u>PARKING ORDINANCE</u></b>	<b><u>November 2019</u></b>	<b><u>November 2020</u></b>	<b><u>November 2021</u></b>	<b><u>November 2022</u></b>	<b><u>November 2023</u></b>	<b><u>November 2024</u></b>	<b><u>November 2025</u></b>	<b><u>YTD 2025</u></b>
<b>Bus Zone</b>	0	0	0	2	2	0	0	<b>10</b>
<b>Loading Zone</b>	47	36	24	30	46	100	121	<b>1013</b>
<b>Parking Within Designated Parking Stalls</b>	13	2	13	22	14	35	29	<b>276</b>
<b>No Parking Zones/Anytime</b>	71	6	46	84	50	96	103	<b>931</b>
<b>Park Between 2AM &amp; 6AM 1hr Limit</b>	210	0	0	0	219	144	53	<b>901</b>
<b>Parking Limit 2 hrs Between 8AM &amp; 6PM</b>	109	25	48	59	57	36	23	<b>381</b>
<b>Park Between 2AM &amp; 6AM in Municipal Yard</b>	0	0	0	0	0	0	0	<b>29</b>
<b>Meters</b>	1256	589	1499	1235	1233	1231	1225	<b>14,350</b>
<b>Meter Feeding</b>	0	0	8	1	0	0	0	<b>0</b>
<b>Parking in Handicap Space</b>	0	1	0	1	2	2	4	<b>31</b>
<b>All Others</b>	78	15	103	65	125	79	146	<b>1404</b>
<b>Total - Parking Violations</b>	<b>1784</b>	<b>674</b>	<b>1741</b>	<b>1499</b>	<b>1748</b>	<b>1723</b>	<b>1704</b>	<b>19,326</b>

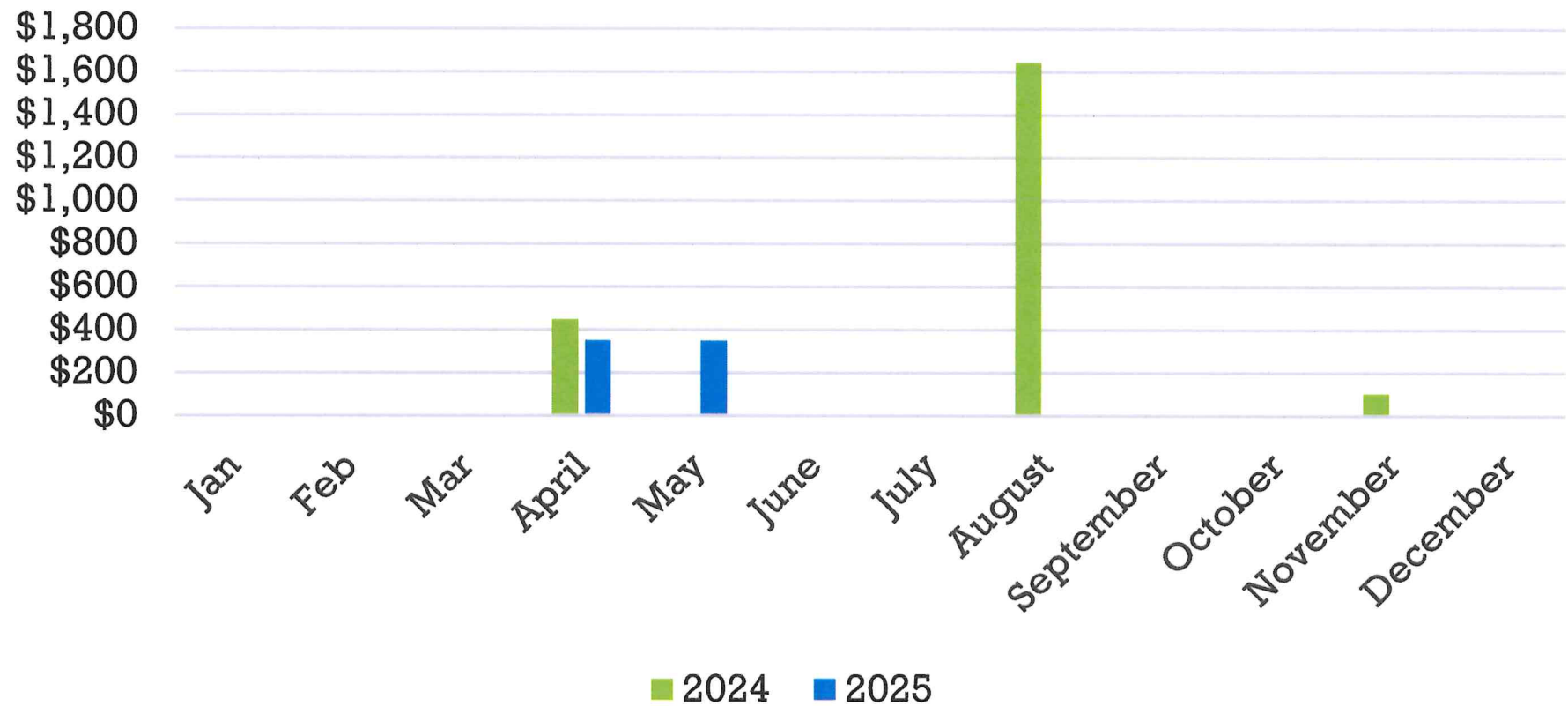
## **NOVEMBER ORDINANCE VIOLATIONS**

<b><u>ORDINANCE VIOLATION</u></b>	<b><u>November 2019</u></b>	<b><u>November 2020</u></b>	<b><u>November 2021</u></b>	<b><u>November 2022</u></b>	<b><u>November 2023</u></b>	<b><u>November 2024</u></b>	<b><u>November 2025</u></b>	<b><u>YTD 2025</u></b>
Bicycles/Skateboards Prohibited	0	0	0	0	0	0	0	5
Consumption of Alcohol in Park	0	0	0	0	0	0	0	0
Construction After Hours	0	0	0	0	0	0	0	0
Disorderly Conduct	0	0	0	0	0	0	0	1
Dog Without a Leash	0	0	0	0	0	0	0	0
False Alarm – 2 <sup>nd</sup> Offense	17	0	0	0	2	0	1	9
False Alarm – 3 <sup>rd</sup> Offense	3	0	1	1	0	0	1	3
False Alarm – 4 <sup>th</sup> Offense	0	0	1	0	0	0	1	1
False Alarm – 5 <sup>th</sup> Offense	2	0	0	0	0	0	0	0
Failure to Register Alarm	0	2	1	0	1	4	0	4
Failure to Remove Snow	0	0	0	0	0	0	0	0
Idling Vehicle	0	0	0	0	0	0	0	0
In Park After Hours	0	0	0	0	0	0	0	1
Left Turn Prohibited	3	1	0	0	0	1	1	3
Littering	0	0	0	0	1	0	0	0
Noise Complaint	0	0	0	0	0	0	0	2
No U-turn	0	0	0	0	0	0	0	0
Open Container	2	0	0	0	0	1	3	15
Other	1	0	0	0	0	0	0	5
Overweight Vehicle	9	0	1	4	4	1	1	5
Urinating in Public	2	0	2	0	0	2	1	3
<b>TOTAL</b>	<b>39</b>	<b>3</b>	<b>6</b>	<b>5</b>	<b>8</b>	<b>9</b>	<b>9</b>	<b>57</b>

## Patrol Overtime



# Detective Overtime





# Princeton Police Department

1 Valley Road, Princeton, NJ 08540

Phone: 609-921-2100 Fax: 609-924-8197 Mun. Code: 1110

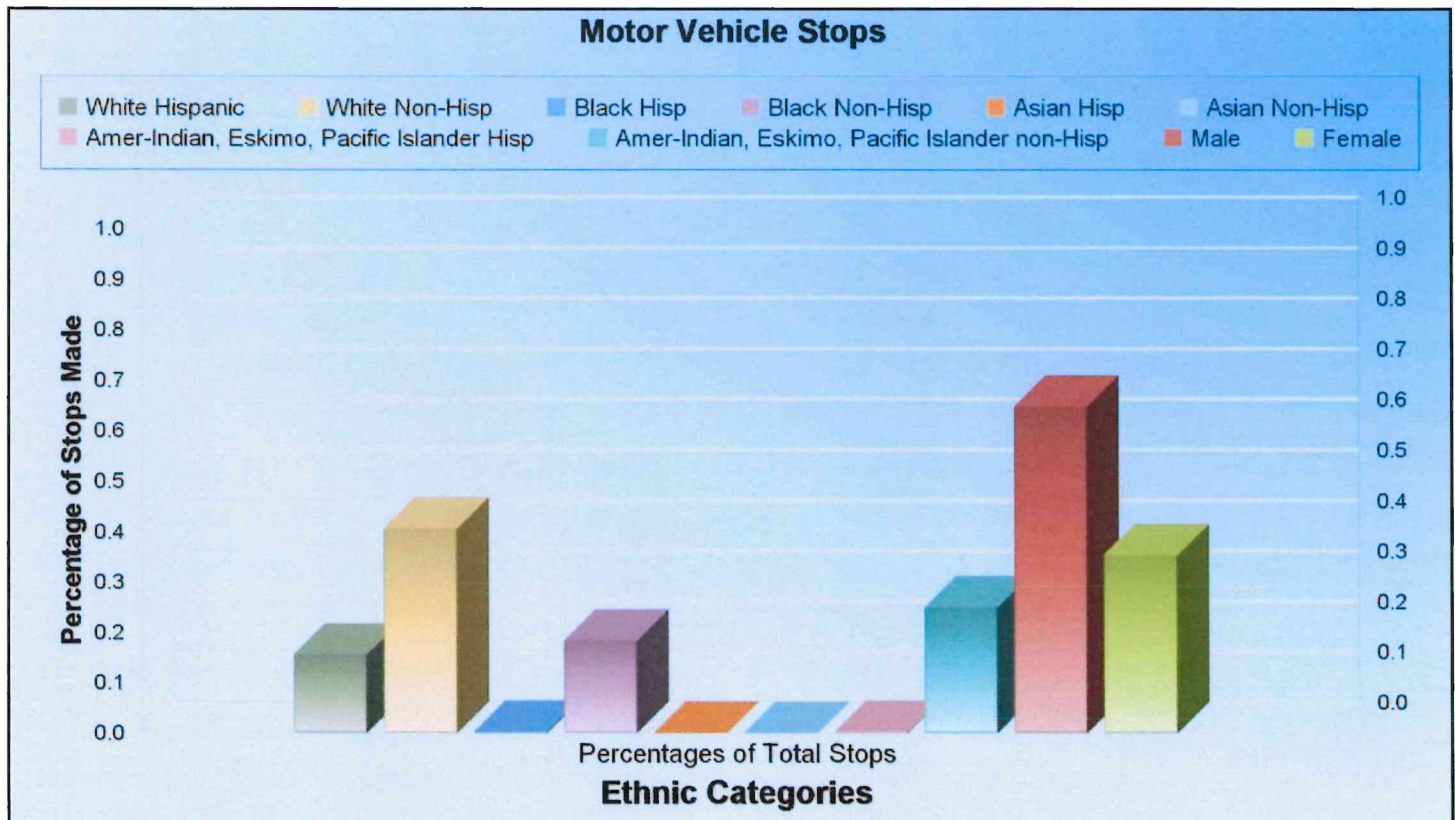
## Gender & Ethnicity Report - MV Stops

Total MV Stops: 360

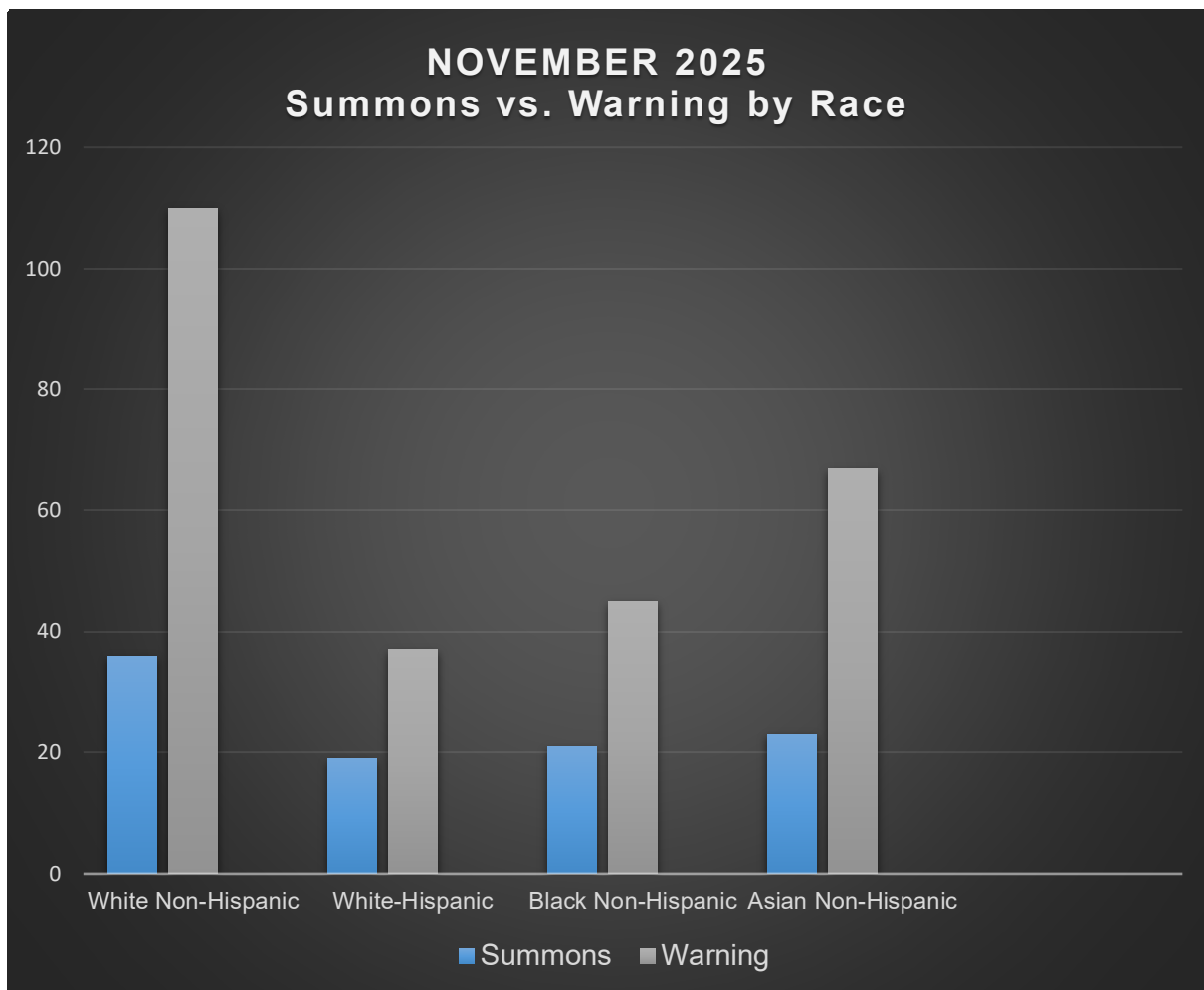


*Gender / Ethnic breakdown shown in percentages of overall number of MV Stops*

Race Code	Total #	Percentage
White Hisp.	56	15.56%
White Non Hisp.	146	40.56%
Black Hisp.	1	0.28%
Black Non-Hisp.	66	18.33%
Native Amer/Eskimo Hisp.	0	0.00%
Native Amer/Eskimo Non-Hisp.	0	0.00%
Asian Hisp.	1	0.28%
Asian Non-Hisp	90	25.00%
Male	233	64.72%
Female	127	35.28%







**Native American or Eskimo** – a person having origins in any of the original peoples of the Americas and maintaining cultural identification through tribal affiliations or community recognition.

**Asian or Pacific Islander** – a person having origins in any of the original peoples of the Far East, Southeast Asia, the Indian subcontinent or the Pacific Islands.

**Black** – a person having origins in any of the black racial groups of Africa

**White** – a person having origins in any of the original peoples of Europe, North Africa, or Middle East



**PRINCETON POLICE DEPARTMENT**  
**NOVEMBER YEAR-TO-DATE (2020 to 2025) MVC REPORT**

	<u>2020</u>	<u>2021</u>	<u>2022</u>	<u>2023</u>	<u>2024</u>	<u>2025</u>		<u>2020</u>	<u>2021</u>	<u>2022</u>	<u>2023</u>	<u>2024</u>	<u>2025</u>
<u>VEHICLES INVOLVED</u>	788	986	1035	1193	1144	1199	<u>ROAD CONDITIONS</u>						
							Dry:	355	489	491	566	546	575
<u>INJURIES INVOLVED</u>	84	103	97	125	97	98	Wet:	77	44	63	77	67	57
							Snow:	4	14	4	0	11	14
<u>CRASHES WITH INJURIES</u>	70	82	77	93	83	87	Ice:	1	1	8	1	4	3
							Other:	0	0	1	0	0	0
<u>PROPERTY DAMAGE CRASHES</u>	55	56	66	80	56	60	<u>TOTAL:</u>	437	548	567	644	628	649
							<u>CRASHES INVOLVING DEER</u>	29	22	19	22	25	26
							<u>SUMMONS ISSUED</u>	355	445	520	470	578	575
<u>DAYLIGHT/DARKNESS</u>							<u>CRASHES INVOLVING PEDESTRIANS</u>						
Daylight:	352	456	456	538	527	534	Injury:	8	18	5	11	13	18
Darkness:	85	92	111	106	101	115	Non-Injury:	0	2	0	1	0	0
Unknown:	0	0	0	0	0	0	Fatal:	0	1	1	1	0	0
<u>TOTAL:</u>	437	548	567	644	628	649	Other:	0	0	0	0	0	0
<u>NUMBER OF CRASHES BY DAY</u>							<u>CRASHES INVOLVING BICYCLISTS</u>						
Unknown:	0	0	0	0	0	0	Injury:	8	6	5	10	10	11
Monday:	67	74	70	107	73	99	Non-Injury:	0	3	0	1	4	0
Tuesday:	69	99	94	99	115	113	Fatal:	0	0	0	0	0	0
Wednesday:	66	79	113	99	95	103	Other:	0	0	0	0	0	0
Thursday:	58	86	98	123	105	96							
Friday:	75	86	82	109	101	118	<u>CRASHES INVOLVING MOTORCYCLES</u>						
Saturday:	61	79	63	46	68	78	Injury:	0	2	3	2	1	4
Sunday:	41	45	47	61	71	42	Non-Injury:	0	0	0	0	0	0
<u>TOTAL:</u>	437	548	567	644	628	649	Fatal:	0	0	0	0	0	0
							Other:	0	0	0	0	0	0
<u>TIMES OF DAY</u>							<u>FATAL CRASHES</u>	0	2	2	2	0	1
0001 - 0100:	2	2	5	3	7	1							
0101 - 0200:	1	6	3	0	6	5	<u>CRASHES PRIVATE PROPERTY</u>	55	57	107	54	56	78
0201 - 0300:	3	1	6	3	2	3							
0301 - 0400:	1	0	0	0	1	0	<u>WEATHER CONDITIONS</u>						
0401 - 0500:	2	1	0	2	1	4	Overcast:	2	38	3	0	2	7
0501 - 0600	3	0	2	5	5	4	Snow:	4	13	10	2	71	14
0601 - 0700:	9	3	9	10	12	8	Rain:	54	25	40	58	47	42
0701 - 0800:	23	20	24	22	26	27	Clear:	377	472	514	584	508	592
0801 - 0900:	28	24	43	49	45	44	<u>TOTAL:</u>	437	548	567	644	628	649
0901 - 1000:	20	32	31	38	43	31							
1001 - 1100:	29	25	33	36	39	33							
1101 - 1200:	32	48	38	42	46	43							
1201 - 1300:	42	53	38	49	42	61							
1301 - 1400:	43	50	42	42	46	55							
1401 - 1500:	38	54	39	58	60	46							
1501 - 1600:	44	46	59	56	54	55							
1601 - 1700:	21	52	42	67	48	58							
1701 - 1800:	33	44	54	55	47	53							
1801 - 1900:	17	28	31	30	29	40							
1901 - 2000:	18	16	24	32	27	30							
2001 - 2100:	9	18	15	15	16	16							
2101 - 2200:	9	9	12	13	13	15							
2201 - 2300:	4	11	10	9	7	13							
2301 - 2400:	6	4	7	8	6	4							
Unknown:	0	1	0	0	0	0							
<u>TOTAL:</u>	437	548	567	644	628	649							

## **USE OF FORCE**

### **2025**

	<b><u>Jan</u></b>	<b><u>Feb</u></b>	<b><u>Mar</u></b>	<b><u>Apr</u></b>	<b><u>May</u></b>	<b><u>Jun</u></b>	<b><u>Jul</u></b>	<b><u>Aug</u></b>	<b><u>Sep</u></b>	<b><u>Oct</u></b>	<b><u>Nov</u></b>	<b><u>Dec</u></b>	<b><u>Total</u></b>
<b>Total Number of Use of Force Incidents</b>	1	0	1	0	1	0	0	0	-	-	2		<b>5</b>
<b>Persons against whom force was used</b>	1	0	1	0	1	0	0	0	-	-	2		<b>5</b>
<b>Total Number Officer use of Physical Force</b>	4	0	3	0	2	0	0	0	-	-	5		<b>14</b>
<b>Total Number Officer use of Mechanical Force</b>	0	0	0	0	0	0	0	0	-	-	0		<b>0</b>
<b>Total Officer Show of Force</b>	2	0	0	0	0	0	0	2	-	-	0		<b>4</b>
<b>Total Officer use of Deadly Force</b>	0	0	0	0	0	0	0	0	-	-	0		<b>0</b>

<b>January</b>	<b>25-00202 (UOF), 25-00466 (SOF)</b>
<b>February</b>	<b>-</b>
<b>March</b>	<b>25-06684 (UOF)</b>
<b>April</b>	<b>-</b>
<b>May</b>	<b>25-13536 (UOF)</b>
<b>June</b>	<b>-</b>
<b>July</b>	<b>-</b>
<b>August</b>	<b>25-23108 (SOF)</b>
<b>September</b>	<b>-</b>
<b>October</b>	<b>-</b>
<b>November</b>	<b>25-33293 (UOF), 25-34591 (UOF)</b>
<b>December</b>	

(These totals do not reflect the NJSP NIBRS criteria, totals are Princeton Police policy totals only.)