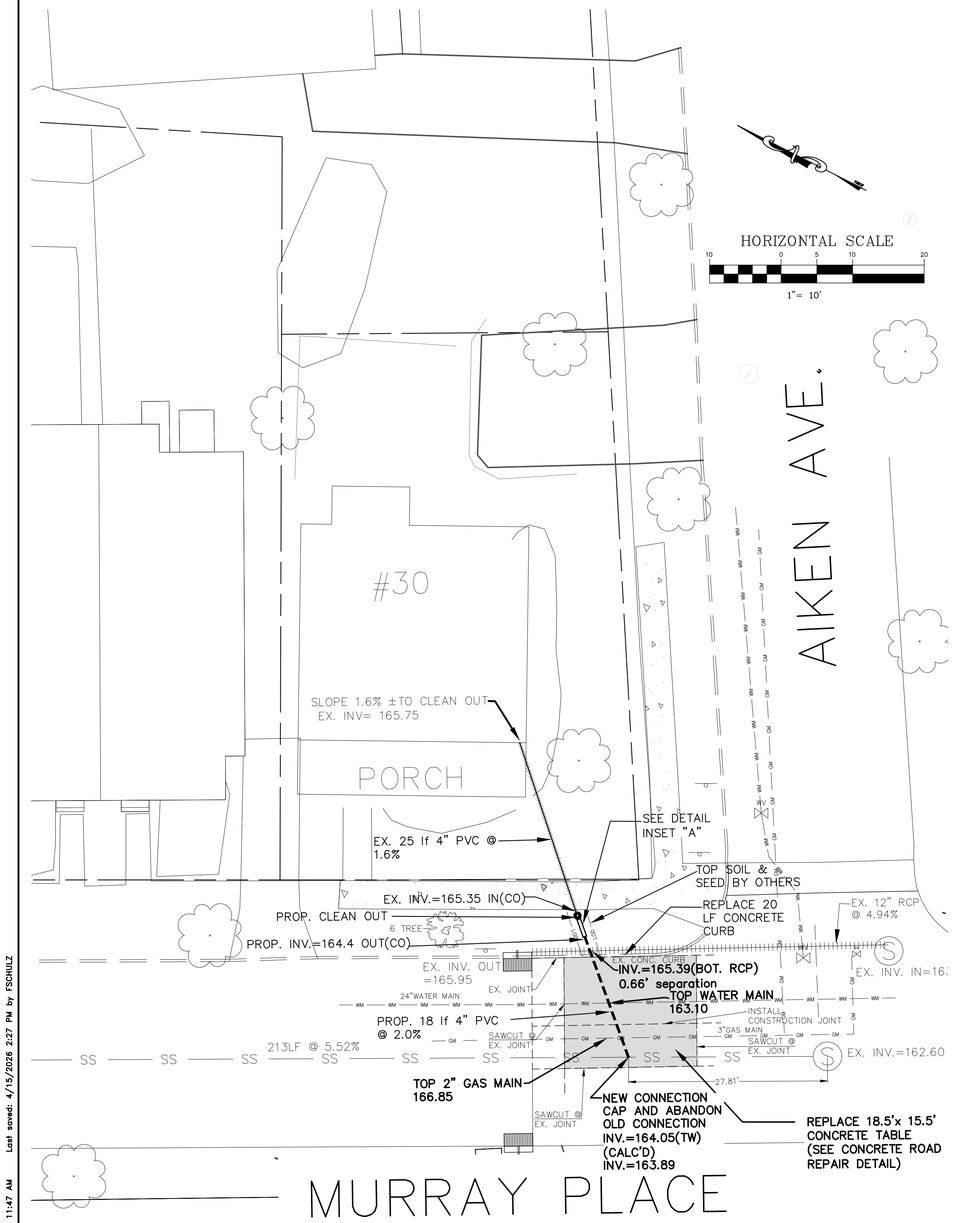

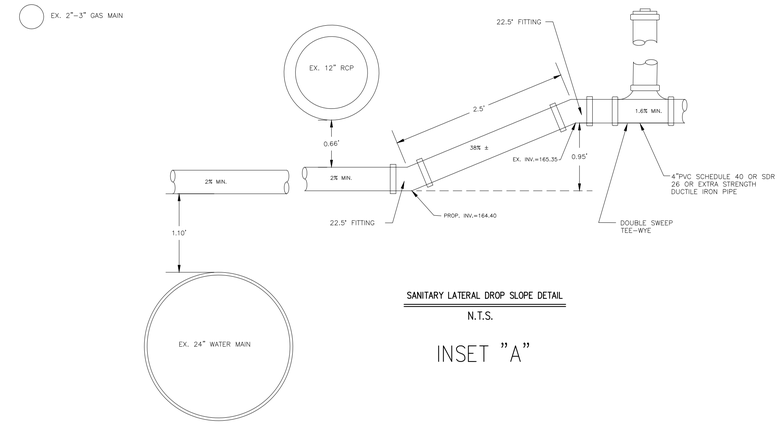

SANITARY LATERAL DROP SLOPE DETAIL

N.T.S.

INSET "A"

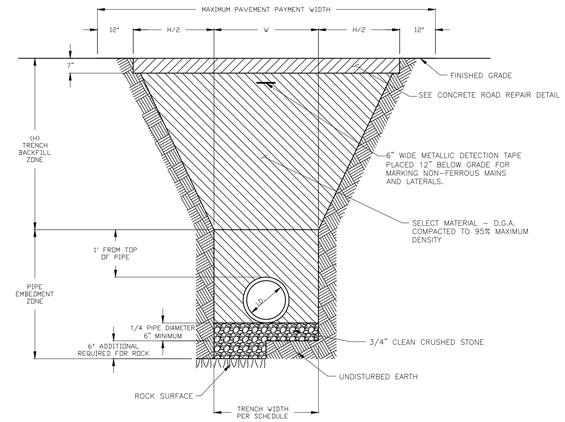

TRENCH WIDTH SCHEDULE										
PIPE DIAMETER	4", 6", 8", 10", 12"	15"	18"	21"	24"	27"	30"	36"	42"	48"
TRENCH WIDTH	3'-0"	3'-6"	3'-6"	4'-0"	4'-0"	4'-6"	4'-6"	5'-6"	6'-6"	7'-0"

NOTES:

1. MINIMUM THREE FEET (3') OF COVER REQUIRED BETWEEN TOP OF PIPE AND GROUND SURFACE
2. STONE EMBEDMENT MATERIAL TO BE COMPACTED IN MAXIMUM 8" LIFTS
3. THE PAY LIMITS FOR WIDTH OF ROADWAY PAVEMENT MATERIAL SHALL BE THE DISTURBED WIDTH PLUS TWO (2) FEET TO A MAXIMUM LIMIT OF W+H+2.
4. THE MAXIMUM PAY LIMIT FOR OFFSITE SUITABLE OR SELECT MATERIAL SHALL BE THE ACTUAL AREA OF THE TRAPAZOIDAL SECTION SHOWN ON THE DETAIL. THE VOLUME FORMULA THERFORE SHALL BE: (H/2+W)×H×L, WHERE "L" EQUALS THE ACTUAL TRENCH LENGTH REQUIRING OFFSITE MATERIAL.
5. ALL TRENCHES GREATER THAN FIVE FEET (5') IN DEPTH SHALL BE SHORED, SLOPED OR BENCHED.
6. ALL TRENCHES GREATER THAN FOUR FEET (4') IN DEPTH SHALL BE PROVIDED WITH A FIXED MEANS OF EGRESS.

SS-6A

SANITARY SEWER TRENCH

N.T.S.

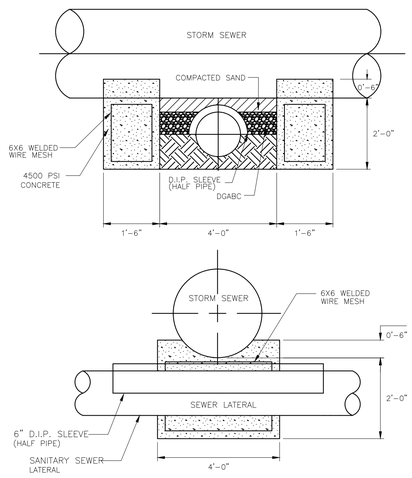

NOTES:

1. A FULL SECTION OF STORM DRAINAGE PIPE SHALL BE PLACED ACROSS THE ENTIRE CONCRETE CRADLE.
2. FOR PROTECTION OF UTILITY LINE, INSTALL D.I.P. SLEEVE (2" DIA. LARGER THAN UTILITY LINE) AS A CARRIER PIPE 5' BEYOND STORM SEWER IN EACH DIRECTION.

CONCRETE UTILITY CRADLE

N.T.S.

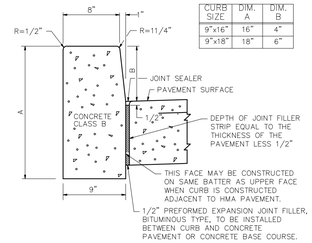

CURB SIZE	DIM. A	DIM. B
9"x16"	16"	4"
9"x18"	18"	6"

CONCRETE VERTICAL CURB

CD-607-1.6

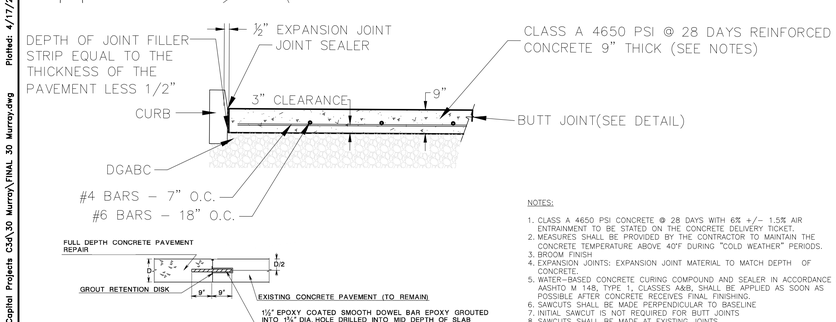

BUTT JOINT DETAIL

NOTES:

1. CLASS A 4650 PSI CONCRETE @ 28 DAYS WITH 6% +/– 1.5% AIR ENTRAINMENT TO BE STATED ON THE CONCRETE DELIVERY TICKET.
2. MEASURES SHALL BE PROVIDED BY THE CONTRACTOR TO MAINTAIN THE CONCRETE TEMPERATURE ABOVE 40°F DURING "COLD WEATHER" PERIODS.
3. BROOM FINISH
4. EXPANSION JOINTS: EXPANSION JOINT MATERIAL TO MATCH DEPTH OF CONCRETE.
5. WATER-BASED CONCRETE CURING COMPOUND AND SEALER IN ACCORDANCE WITH AASHTO M 148, TYPE 1, CLASSES A&B, SHALL BE APPLIED AS SOON AS POSSIBLE AFTER CONCRETE RECEIVES FINAL FINISHING.
6. SAWCUTS SHALL BE MADE PERPENDICULAR TO BASELINE
7. INITIAL SAWCUT IS NOT REQUIRED FOR BUTT JOINTS
8. SAWCUTS SHALL BE MADE AT EXISTING JOINTS

CONCRETE ROAD REPAIR

N.T.S.



NOTES:

1. 4500 PSI CONCRETE @ 28 DAYS WITH 6% +/– 1% AIR ENTRAINMENT TO BE STATED ON THE CONCRETE DELIVERY TICKET.
2. MEASURES SHALL BE PROVIDED BY THE CONTRACTOR TO MAINTAIN THE CONCRETE TEMPERATURE ABOVE 40°F DURING "COLD WEATHER" PERIODS.
3. SLUMP TEST: 3"–4"
4. EXPANSION JOINTS EVERY 20', CONSTRUCTION JOINTS EVERY 4' AT A DEPTH OF 1/4 THE THICKNESS OF CONCRETE. EXPANSION JOINT MATERIAL TO MATCH DEPTH OF CONCRETE. (5"–8")
5. WATER-BASED CONCRETE CURING COMPOUND AND SEALER IN ACCORDANCE WITH AASHTO M 148, TYPE 1, CLASSES A&B, SHALL BE APPLIED AS SOON AS POSSIBLE AFTER CONCRETE RECEIVES FINAL FINISHING.
6. SUBGRADE AND D.G.A. SHALL BE COMPACTED TO WITHIN 1/2" OF GRADE AND CONTOUR, WITH NO AREAS CONSISTENTLY HIGH.
7. WALKS TO BE SLOPED TOWARDS STREET EXCEPT AS NOTED ON THE CROSS SECTIONS/PLANS.
8. PEDESTRIAN ACCESS SHALL BE MAINTAINED AT ALL TIMES. COMPLETE THE SIDEWALK INSTALLATION ON ONE SIDE OF THE ROAD BEFORE BEGINNING WORK ON THE OTHER SIDE.
9. ALL SIDEWALKS AND RAMPS SHALL COMPLY WITH CURRENT FEDERAL ADA STANDARDS WITH A MAXIMUM SLOPE OF 2%.
10. VERTICAL CLEARANCE FROM TOP OF PATHWAY TO VEGETATION OBSTRUCTIONS AND BASE OF SIGNS SHALL BE 7'–0" MIN. FOR PEDESTRIAN ONLY FACILITIES, 8'–0" MIN. WHERE BICYCLES ARE PERMITTED.
11. HORIZONTAL CLEARANCE FROM LATERAL OBSTRUCTIONS SHALL BE 2'–6" MIN. FROM EDGE OF WALKWAY.
12. GRADING SLOPES EXCEEDING 3:1 A PHYSICAL OR VEGETATED BARRIER MAY BE REQUIRED AS DIRECTED BY THE ENGINEER.

TYPICAL SIDEWALK

N.T.S.

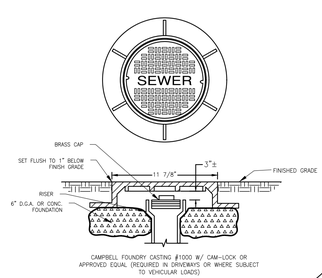

RISER COVER

(REQ'D. FOR INSPECTION PORT)

N.T.S.

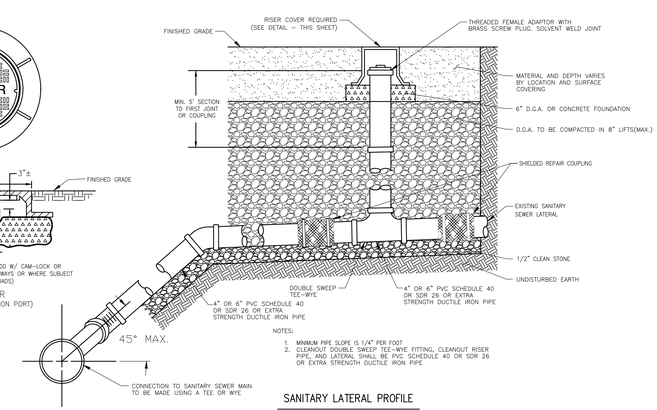

NOTES:

1. MINIMUM PIPE SLOPE IS 1/4" PER FOOT
2. CLEANOUT DOUBLE SWEEP TEE-WYE FITTING, CLEANOUT RISER PIPE, AND LATERAL SHALL BE PVC SCHEDULE 40 OR SDR 26 OR EXTRA STRENGTH DUCTLE IRON PIPE

SANITARY LATERAL PROFILE

N.T.S.

NO.	DATE	DESCRIPTION	BY

30 MURRAY PLACE
SANITARY LATERAL REPAIR
PRINCETON, NJ

30 MURRAY PLACE SANITARY PLAN

APPROVED: Deanna Stockton DATE: 4/17/26

DEANNA L. STOCKTON. P.E.
N.J. PROFESSIONAL ENGINEER
LICENSE NO. 24GE04273200

Designed By	Drawn By	Scale: AS SHOWN
FAS	FAS	
Checked By	Dept. Head	Date: APRIL 2026
JP & DLS	DLS	

MUNICIPALITY OF PRINCETON
ENGINEERING DEPARTMENT
400 WITHERSPOON STREET
PRINCETON, MERCER COUNTY
NEW JERSEY 08540
(609) 921-7077

SH-1 / SH-1

N:\Capital Projects C3\30 Murray\FINAL 30 Murray.dwg Plotted: 4/17/2026 11:47 AM Last saved: 4/15/2026 2:27 PM by FSCHULZ